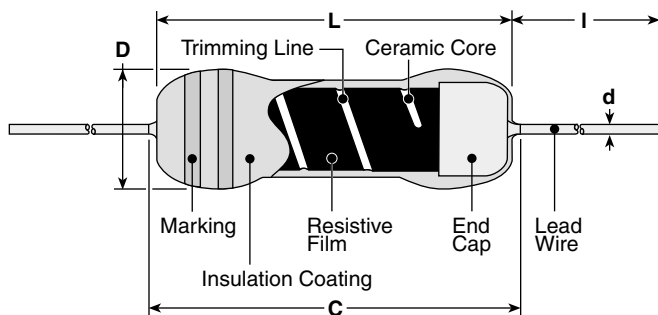


features

- Semi-precision metal film resistors
- Meets requirements of MIL-R-22684
- Suitable for automatic machine insertion
- Marking: Blue-gray body color with color-coded bands

dimensions and construction



Type	Dimensions inches (mm)				
	L (ref.)	C (max.)	D	d	I
MF1/4	.248 (6.3)	.280 (7.1)	.091±.012 (2.3±0.3)	.024±.002 (0.6±0.05)	1.18±.118 (30.0±3.0)
MF1/2	.374 (9.5)	.437 (11.1)	.138±.016 (3.5±0.4)	.031±.002 (0.8±0.05)	

leaded resistors

ordering information

Old Part #	ML07, ML20	R20	J	T52				
	Type	Resistance	Tolerance	Packaging				
New Part #	MF	1/4	L	L	T52	R	R20	J
	Type	Power Rating	T.C.R.	Termination Material	Taping and Forming	Packaging	Nominal Resistance	Tolerance
		1/4: 250mW 1/2: 500mW	L: 200 ppm/C°	L: SnPb C: SnCu	1/4: T26, T52, VT, VTP, VTE, M Forming 1/2: T52, M Forming	A: Ammo R: Reel	2 significant figures + 1 multiplier "R" indicates decimal on value <10Ω	G: ±2% J: ±5%

For further information on packaging, please refer to Appendix C.

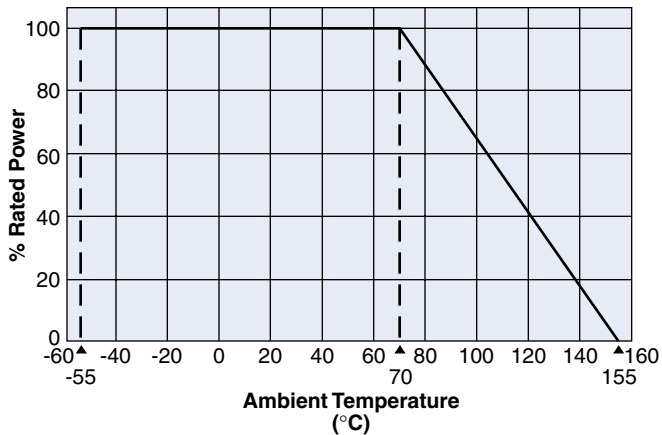
Specifications given herein may be changed at any time without prior notice. Please confirm technical specifications before you order and/or use.

applications and ratings

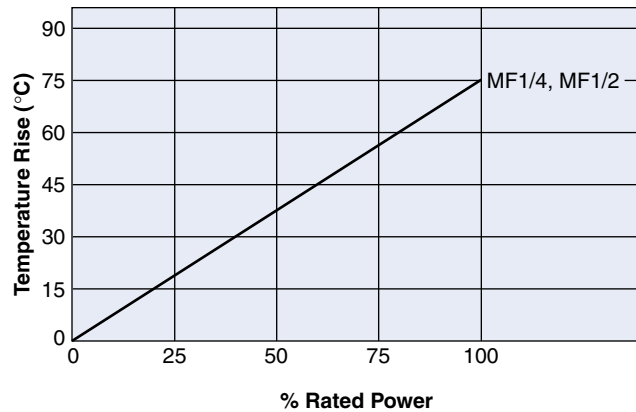
Part Designation	Power Rating @ 70°C	Minimum Dielectric Withstanding Voltage	T.C.R. (ppm/°C) Max.	Resistance Range E-24 (G±2%, J±5%)	Absolute Maximum Working Voltage	Absolute Maximum Overload Voltage	Operating Temperature Range
MF1/4	250mW	500V	200	0.20Ω - 33MΩ	250V	500V	-55°C to +155°C
MF1/2	500mW	700V		0.33Ω - 51MΩ	350V	700V	

environmental applications

Derating Curve



Surface Temperature Rise



Performance Characteristics

Parameter	Requirement
Temperature Coefficient	±200ppm/°C
Short Time Overload	±(0.30% + 0.05Ω)
Resistance to Solder Heat	±(0.20% + 0.05Ω)
Moisture Resistance	
Load Life	±1.5%
Failure Rate	<10 ⁻⁵ /1000 hours
Temperature Cycling	±(0.50% + 0.05Ω)
Vibration	
Shock	±(0.20% + 0.05Ω)
Terminal Strength	5 # Minimum
Current Noise	<1.0μv/v/decade
Voltage Coefficient	<20ppm/v
Low Temperature Operation	±(0.30% + 0.05Ω)