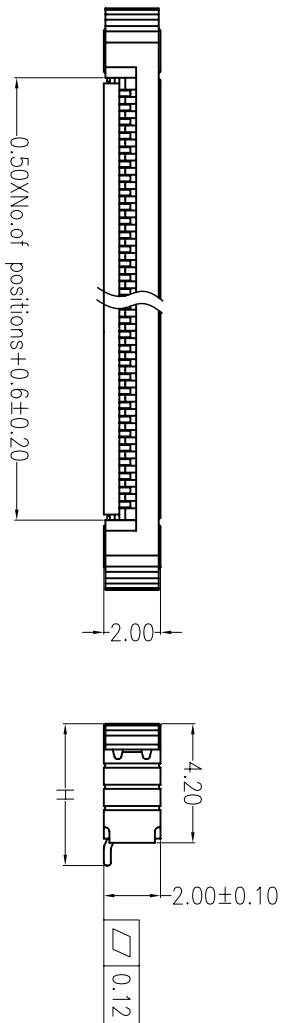
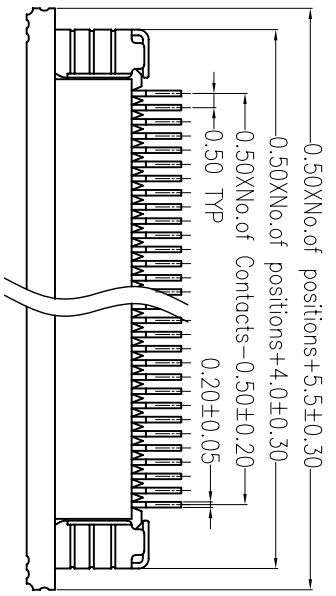



Recommended P.C.B Layout(Top Side)  
(PCB BOARD TOLERANCE±0.05)



Dimensional & Ordering Information:

Circuit	Part No.	Dimension H
24	SEA8056-24	5.20
28	SEA8056-28	5.20
29	SEA8056-29	5.20
36	SEA8056-36	5.70
45	SEA8058-45	5.70

**seacom** DISPLAYTECH LTD / AMERICA  
**LCD'S** TFT, RGB & MONOCHROME

TITLE: 0.5mm FPC 90° SMT Down contact with lock

SEAComp-Displaytech Ltd.Americas  
5651 Palmer Way,Suite B-Carlsbad,CA-92010-USA  
WWW.displaytech-us.com  
sales@displaytech-us.com

OPERATION	DRAW	SCALE
X.X	DESIGN	3:1
X.XX	CHECK	mm
X.XXX	APPROVE	A4
Angle	SHEET	1/1
± .3°	PROJ.	

REV	DATE	MODIFICATION DESCRIPTION	CHANGE	APPROVE	DIM	TOL
A0	09/01/09	NEW				± 0.15
1						

NOTES:  
Current Rating:0.5AMP  
Contact Resistance:30mΩ max  
Withstand Voltage:500V AC/DC  
Insulation Resistance:500MΩ min  
Operation Temperature:-40°C to +85°C

Contact Material:Phosphor Bronze  
Contact plating:Au or Sn Over Ni  
Earth-Plate Material:Brass  
Earth-plate plating:Sn all over Ni  
Insulator Material:Polyester (UL94V-0)  
Standard :Housing LCP+30%G.F  
Slider PPS+30%G.F