


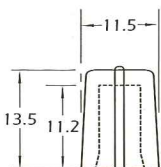
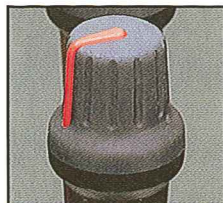
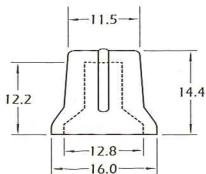

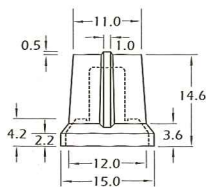
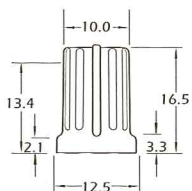
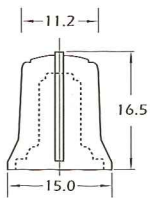
Push-Fit Control Knobs—One Piece



Looking for something a little different for your application? Need a knob where you don't have to order caps separately? Then look at the REAN Push-Fit control knobs. Available in two or three colors with marker lines to fit either D flat or 6mm spline shafts. The push-fit series will address a wide variety of applications and will enhance the aesthetics of any piece of equipment.

Need a black knob that can be color coded for your specific application? Look no further than the Push-Fit with Cap series of REAN knobs. A wide range of knob styles is available to compliment any design. The caps are offered in any of the ten standard resistor colors – with or without a marker line.

Description	Surface Material	Colors knob/line/cap	Fitting	Orientation D-shaft only
P300 Stylish three color control knob in hard or soft-touch plastics with a raised solid marker line.	H or S	0 or 8/ 0,8 or 9/ 0-9	D6 or S6	N, S, or W
P400 A slim two color soft-touch knob for use in densely populated control surfaces.	S	0 or 8/ 1,2,4,5,6 or 9/ NA	D6 or S6	N, S, or W
P570 Low-profile, two color control knob with integral nut cover.	H	0 or 8/0-9/NA	S6	NA
P670 Low-profile, two color control knob with integral nut cover.	S	0 or 8/0-9/NA	D6 or S6	N, S, or W
P675 Miniature soft-touch knob. Can be used as the top section with P690 to make a dual-concentric pair.	S	0/6 or 9/NA	D4 or D6	N, S, or W



Key: Knob, Slider and Button Options

Surface Material

H= Hard Nylon

S= Soft Touch

Colors

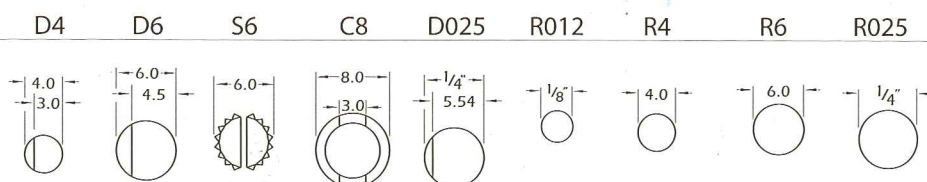
CM	CS	0	1	2	3	4	5	6	7	8	9	10
Chrome Matt	Chrome Shiny	Black	Beige	Red	Orange	Yellow	Green	Blue	Violet	Grey	White	Opaque

Knobs

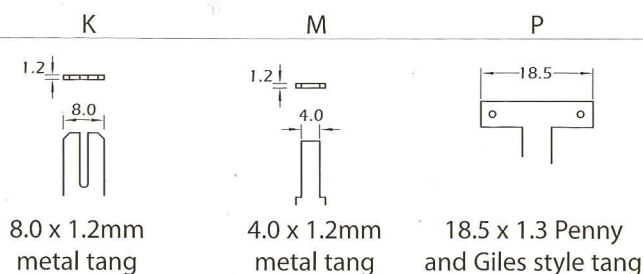
Sliders

Buttons

Knob Fittings



Slider Fittings



Switch Button Fittings

28 = 2.8 mm

33 = 3.3 mm



Orientation

N=North

S=South

W=West

N=North (Dual Concentric Fit)

Viewed from underside



Part Number Info

P	300	H or S	Body/Line/Cap	Fitting	N, S or W
---	-----	--------	---------------	---------	-----------

Type

Style

Surface
Material

Colors

Fitting

Orientation

B= Button
C= Collett
F= Flexi-fit
P= Push on
S= Slider
T= Top (cap)

P	XXX	X	XX(X)	XX	X
---	-----	---	-------	----	---

e.g.: P300 H 092 D6 W

Other fit and custom color combinations are available to special order. Printing options are also available for buttons and sliders (see inside front cover for additional information). All special orders are subject to minimum order quantity. Contact factory or sales representative for details.