

K8

Lighted SMT Tact Switch with Rugged LED Mounting Process

NEW!

Features

- LED assembly without soldering
- Various LED options
- No light perturbation
- Sound haptic
- Various climatic classes

Typical Applications

- Automotive
- Network equipment
- Telecommunications
- Medical equipment
- Industrial controls



Tactile Switches

B

Specification

FUNCTION: momentary action
CONTACT ARRANGEMENT: 1 make control = SPST, N.O.
TERMINALS: Gullwing type for SMT, peg as option, 2 terminals for LED

Mechanical

Type	Actuation Force (N)	Operating Life (operations)	Total Travel (mm)
K8xx21G LFS	2.5	300,000	0.45±0.15
K8xx41G LFS	4.0	300,000	0.45±0.15

Tolerances on actuation force is ± 0.25%.
SEALING LEVEL: IP40

Illumination Colors

White, blue, pure green, orange, super red
LED technical information available on product specification.
For any extra color, please contact your sales representative.

Packaging

In reels of 900 pieces under sealed foil.
Dimensions of reels according to EIA RS481 or IEC 2863.
External diameter 380 mm.

Electrical

	Silver	Gold
MAXIMUM POWER:	1.0 VA	0.2 VA
MAXIMUM VOLTAGE:	32 VDC	32 VDC
MINIMUM VOLTAGE:	20 mV	20 mV
MAXIMUM CURRENT:	50 mA	10 mA
MINIMUM CURRENT:	1 mA	0.1 mA
DIELECTRIC STRENGTH: (50 Hz, 1 min.)	≥ 250 Vrms	
CONTACT RESISTANCE:	< 100mΩ	
INSULATION RESISTANCE: (100 V, initial stage)	> 10 ⁹ Ω	
BOUNCE TIME:	< 10 ms	

Environmental

OPERATING TEMPERATURE: -40°C to +85°C (Silver)
-40°C to +125°C (Gold)

STORAGE TEMPERATURE: -55°C to +85°C (Silver)
-40°C to +125°C (Gold)

Process

Depending on the application, this component is suited to the following methods:
- Cleaning according to typical washing processes
- Infrared reflow soldering in accordance with IEC61760-1
MSL level: 1

NOTE:

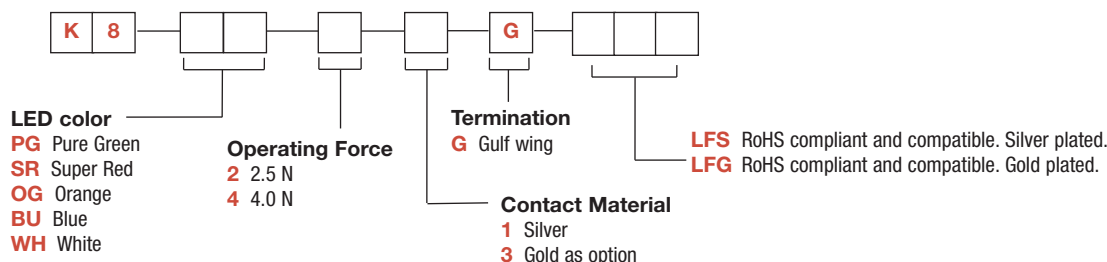
The specifications show in the datasheet are for reference only and are not valid for design-in work. Please contact your sales representative to request drawings and product specifications.

For systems where reliability and safety are required, please contact your sales representative to secure product integration and function to secure usage.

Product in mass production in Q2/2013.

How To Order

Our easy build-a-switch concept allows you to mix and match options to create the switch you need. To order, select desired option from each category and place it in the appropriate box.



14 mar 13

B-60

Dimensions are shown: mm (inches)
Specifications and dimensions subject to change

www.ck-components.com

NEW!

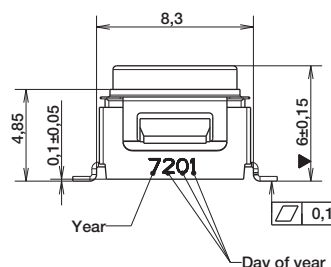
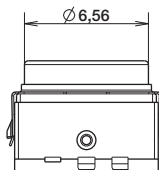
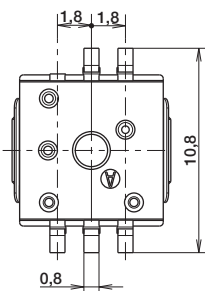
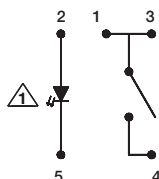
K8 Lighted SMT Tact Switch with Rugged LED Mounting Process

PART NUMBER	REF LED	EMITTED COLOR	LUMINOUS INTENSITY (mcd) If = 20 mA		CHROMATICITY COORDINATES OR PEAK WAVE LENGTH (typ) If = 20 mA		FORWARD VOLTAGE V If = 20 MA	
			min	typ	X	Y	min	max
K8WH41G	LW T67C-S2U1-5K8L	WHITE	224	560	0,33	0,33	3	4.1
K8BU41G	LB T67C-P2R1-35	BLUE	56	140	465 nm		3	4.1
K8PG41G	LP T676-L1M2-25	PURE GREEN	11.2	28	562 nm		1.8	2.4
K8SR41G	LP T676-Q1R2-1	SUPER RED	71	180	645 nm		1.8	2.3
K8OG41G	LO T676-R1S2-24	ORANGE	112	280	610 nm		1.85	2.35

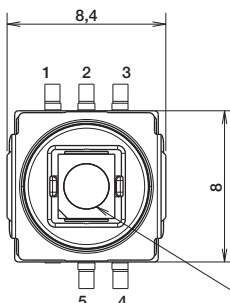
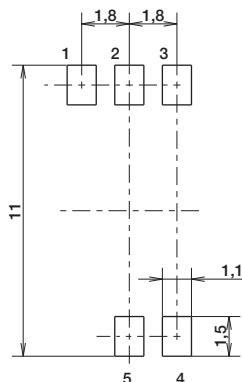


Tactile Switches

ELECTRICAL GRAPH



PCB LAYOUT TOP VIEW



pick and place area :
top of LED Ø 2.5 max



14 mar 13

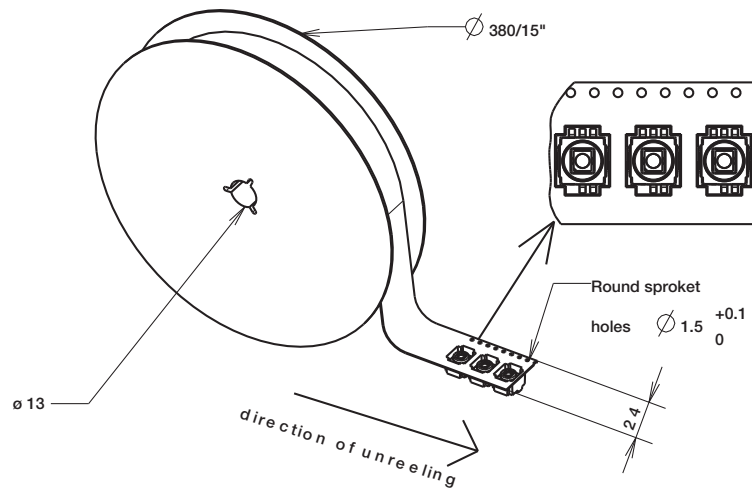


Dimensions are shown: mm
Specifications and dimensions subject to change

K8 Lighted SMT Tact Switch with Rugged LED Mounting Process

NEW!

TAPE & REEL



Tactile Switches

B