


GAIN EQUALIZERS – EW SERIES



DC TO 18 GHz

DLI's Gain Equalizers are designed as a small, low cost solution to your gain slope challenges. DLI's EW series is designed to address this issue from DC to 18 GHz in a package smaller than an 0302 capacitor. Components are designed for surface mount pick and place equipment or epoxy mount. Available in tape and reel packaging for high volume applications.



APPLICATIONS:

- Broadband Microwave Modules; EW, ECM, ECCM
- Equalizer is utilized as a compensation circuit to correct for loss slope created by other circuit elements (such as amplifiers)

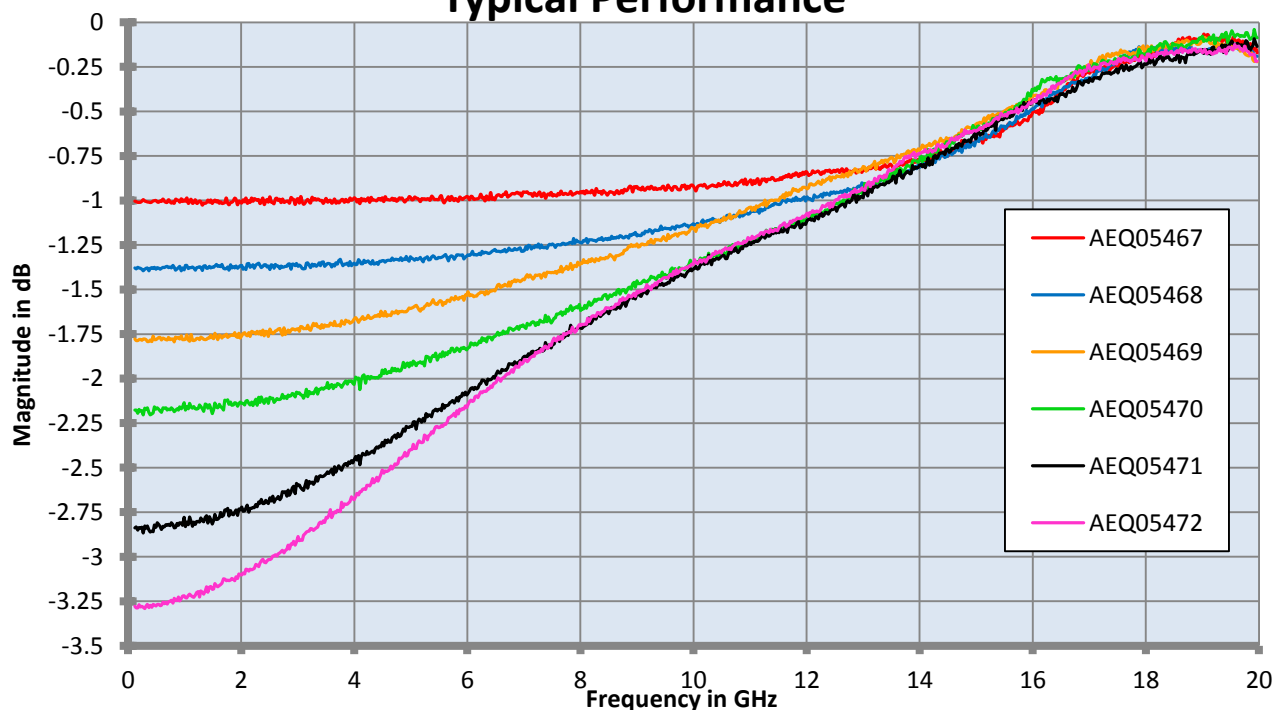
Equivalent Schematic Representation



BENEFITS:

- Footprint interchangeable part series, gain slopes from 1 to 3.5dB
- Superior, repeatable microwave performance
- Ease of assembly; terminations are compatible with solder SMT & conductive epoxy assembly
- Package optimized for typical 50 Ω transmission line width
- No ground connection required

Typical Performance



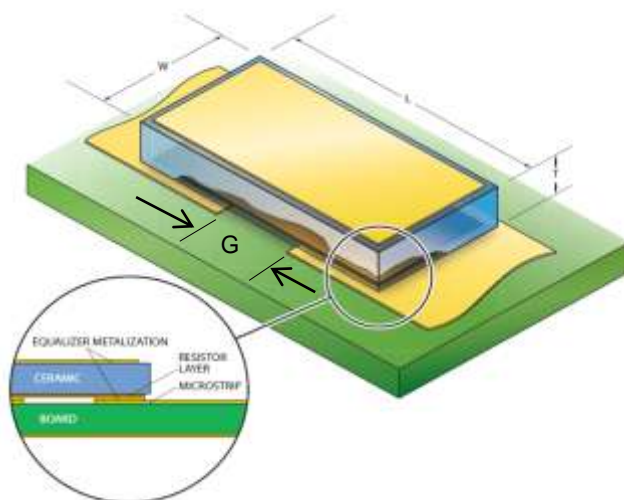
STANDARD PART NUMBERS

| Part Number | L | W | T | Lp | Wp | G | Attach Method | Nominal Slope |
|-------------|--------|--------|-------|---------|--------|----|------------------|---------------|
| AEQ05467 | 28 ± 1 | 16 ± 1 | 7 ± 1 | | 14 ± 1 | 10 | | 1.0 dB |
| AEQ05468 | 28 ± 1 | 16 ± 1 | 7 ± 1 | | 14 ± 1 | 10 | | 1.5 dB |
| AEQ05469 | 28 ± 1 | 16 ± 1 | 7 ± 1 | 7 | 14 ± 1 | 10 | Solder/ Epoxy | 2.0 dB |
| AEQ05470 | 28 ± 1 | 16 ± 1 | 7 ± 1 | minimum | 14 ± 1 | 10 | | 2.5 dB |
| AEQ05471 | 28 ± 1 | 16 ± 1 | 7 ± 1 | | 14 ± 1 | 10 | | 3.0 dB |
| AEQ05472 | 28 ± 1 | 16 ± 1 | 7 ± 1 | | 14 ± 1 | 10 | | 3.5 dB |

All dimensions in mils

DIE ATTACH RECOMMENDATIONS

- 1) Equalizer width should be approximately as wide as 50 ohm line trace on PCB.
- 2) The gap in the microstrip line should be nominally equal to dimension G.
- 3) Vacuum pick-up tool recommended for component handling. If pressure is to be applied during component placement, it should be done uniformly across the part.
- 4) Thin, unmounted circuit boards are prone to warpage during reflow. This can cause solder attach defects and cracking of components during handling or subsequent housing installation.



Sample Kits
Available

CUSTOM SOLUTIONS

We realize that our standard offerings won't meet all customer requirements. DLI offers custom solutions with quick turn time. Custom designs will be tailored to meet your system requirements by utilizing a design with one of our high K materials.

Temperature performance requirement? We can design on one of DLI's temperature stable materials.

Please contact Applications Engineering for more information.



Dielectric Laboratories, Inc.

2777 Route 20 East, Cazenovia, NY 13035 USA

Phone: (315) 655-8710

Fax: (315) 655-0445

Email: sales@dilabs.com