332114	REVISIONS				
DRAWING NO.	REV	DESCRIPTION	DATE	ECO	APPR
THIRD ANGLE PROJ.	A	RELEASE TO MFG.	03-Jan-14	--	AAP/BG

NOTES:

REFERENCE STANDARD IEC60169-11

I. ELECTRICAL PERFORMANCE -

NOMINAL IMPEDANCE	: 50±2 Ω
FREQUENCY RANGE	: DC-3.0 GHz
VSWR	: 1.150 MAX.
PIM	: -160dBc MAX.(2x43dBm)
INSERTION LOSS	: 0.050 dB MAX. (@ 3.0 GHz)
INSULATION RESISTANCE	: 5000 MΩ MIN.
D.W.V	: 2000 VRMS
CONDUCTOR RESISTANCE	: OUTER CONDUCTOR 0.5 mΩ MAX. INNER CONDUCTOR 1.0 mΩ MAX.

II. MECHANICAL PERFORMANCE -

(NUT) TORQUE	: 10-12 N.m
(NUT) WHORL PULL	: 500 N
TENSILE FORCE(CABLE-CONNECTOR)	: 300 N
TORSION(CABLE-CONNECTOR)	: 3.00 N.m

III. MATERIAL AND PLATING -

INNER CONDUCTOR	: SPRING BRONZE ALLOY, PLATING = Ag (5µm MIN.)
OUTER CONDUCTOR	: BRASS, PLATING = COPPER-TIN-ZINC (2µm MIN.)
NUT	: BRASS, PLATING = NI (5µm MIN.)
GASKET	: SILICONE RUBBER
INSULATOR	: PTFE

IV. ENVIRONMENTAL -

TEMP RANGE	: -40°C TO +85°C
WEATHER STANDARD	: IEC 60068 40/ 085/ 21
THERMAL SHOCK	: IEC 60068-2-14-NA
VIBRATION	: IEC 60068-2-6-FC
SHOCK	: IEC 60068-2-27
WATERPROOFING STANDARD	: IP67

V. ASSEMBLY : INNER AND OUTER CONDUCTOR INSTALLED

VI. ROHS COMPLIANT

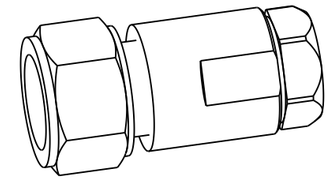

SCALE 1.000

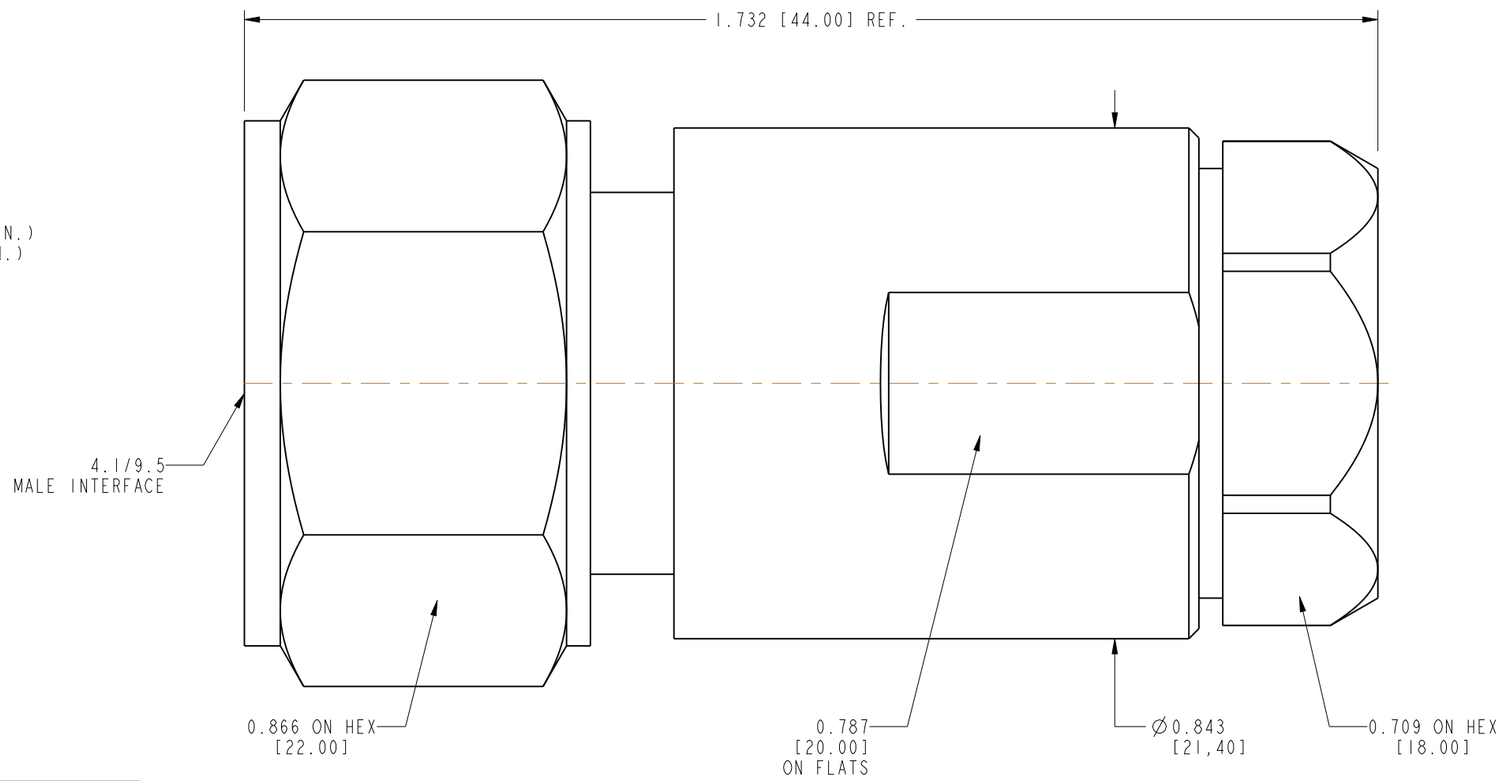

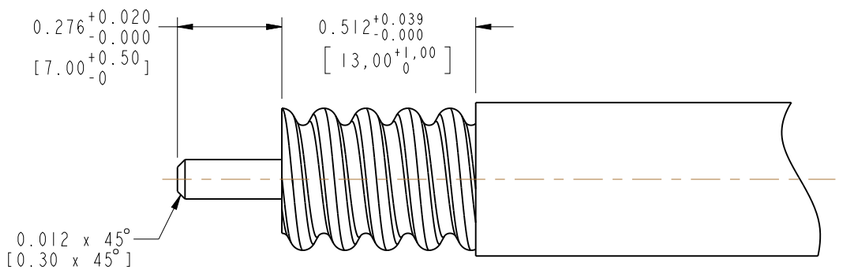

RECOMMENDED CABLE STRIPPING DIMENSIONS

CUSTOMER OUTLINE DRAWING

ALL OTHER SHEETS ARE FOR INTERNAL USE ONLY

UNLESS OTHERWISE SPECIFIED, DIMENSIONS ARE IN INCHES AND TOLERANCES ARE:
2 PLACE DECIMAL ±.015 (0,381 mm) — 3 PLACE DECIMAL ±.005 (0,127 mm) — ANGLES ± 1°

NOTICE - These drawings, specifications, or other data (1) are, and remain the property of Amphenol Corp. (2) must be returned upon request; and (3) are confidential and not to be disclosed to any person other than those to whom they are given by Amphenol Corp. The furnishing of these drawings, specifications, or other data by Amphenol Corp., or to any other person to anyone for any purpose is not to be regarded by implication or otherwise in any manner licensing, granting rights or permitting such holder or any other person to manufacture, use or sell any product, process or design, patented or otherwise, that may in any way be related to or disclosed by said drawings, specifications, or other data.

MATERIAL: SEE NOTES	DRAWN: A ARUN PRABU	DATE: 04-Oct-13	TITLE: 4.1/9.5 MALE FOR 3/8" H CABLE
REFERENCE	ENGINEER: A ARUN PRABU	DATE: 04-Oct-13	Amphenol Connex
	APPROVED: B.C. GLEISSNER	DATE: 03-Jan-14	SCALE: 4.0:1 — SHEET 1 OF 1
	CAD FILE	DWG SIZE: B	DRAWING NO. 332114 — REV A