

# CTS Resistor Networks and Arrays



CTS provides customers with platform-based engineered components and modules, and related products, utilizing our expertise in RF design, filtering, frequency control, electromechanical, ceramic and ball-grid array technologies, and our knowledge of customer applications.

## CTS CHIP RESISTOR ARRAYS

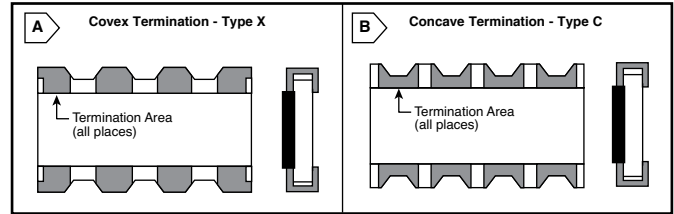
- Features:**
- Thick film technology
  - High density packaging
  - Leadless surface mount construction
  - Tape and reel packaging
  - Solder coated nickel barrier pads
  - Operating temperature range: -55°C to +125°C



RoHS Compliant

For quantities greater than listed, call for quote.

MOUSER STOCK NO.			Fig.	No. of Resistors	No. of Pads	Price Each		
Value	Suffix	1				50	100	
<b>Convex Term</b>								
774-740X043	Code	JP	A	2	4	.12	.084	.072
774-741X043	Code	JP	A	2	4	.03	.013	.011
774-741X083	Code	JP	A	4	8	.03	.013	.011
774-746X101	Code	JP	A	8	10	.12	.084	.072
774-741X163	Code	JP	A	8	16	.23	.147	.123
<b>Concave Term</b>								
774-742C043	Code	JP	B	2	4	.03	.015	.013
774-743C043	Code	JP	B	2	4	.15	.127	.104
774-744C043	Code	JP	B	2	4	.15	.089	.078
774-741C083	Code	JP	B	4	8	.03	.018	.016
774-742C083	Code	JP	B	4	8	.03	.013	.011
774-743C083	Code	JP	B	4	8	.15	.113	.099
774-744C083	Code	JP	B	4	8	.15	.113	.099
774-745C101	Code	JP	B	8	10	.22	.165	.162
774-742C163	Code	JP	B	8	16	.15	.121	.103



### Standard Resistor Values and Codes

Ohms	Code	Ohms	Code	Ohms	Code	Ohms	Code	Ohms	Code
0	000X	82	820	820K	821	10K	103	120K	124
10	100	100	101	1K	102	12K	123	150K	154
12	120	110	111	1.2K	122	15K	153	180K	184
15	150	120	121	1.5K	152	18K	183	220K	224
18	180	150	151	1.8K	182	22K	223	270K	274
22	220	180	181	2.2K	222	27K	273	330K	334
27	270	220	221	2.7K	272	33K	333	390K	394
33	330	270	271	3.3K	332	39K	393	470K	474
39	390	330	331	3.9K	392	47K	473	510K	514
47	470	390	391	4.7K	472	51K	513	560K	564
51	510	470	471	5.1K	512	56K	563	680K	684
56	560	510	511	5.6K	562	68K	683	820K	824
68	680	560	561	6.8K	682	82K	823	1M	105
75	750	680	681	8.2K	822	100K	104		

\*Note: Series 745 33Ω to 470KΩ Series 746 33Ω to 100KΩ

Networks / Arrays

CTS

## CTS 766 AND 767 SERIES SMD RESISTOR NETWORKS

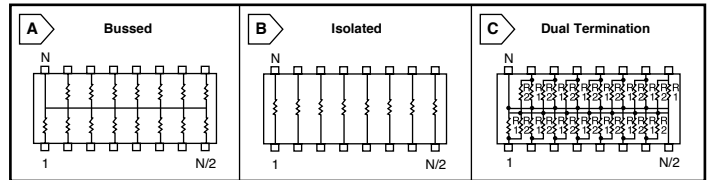
- Features:**
- Solid ceramic construction
  - No internal dendrite growth
  - Meets EIA PDP SOGN-001 outline
  - Compatible with reflow solder process
  - Operating temperature range: -55°C to +125°C



RoHS Compliant

For quantities of 500 and up, call for quote.

MOUSER STOCK NO.			Fig.	No. of Resistors	Price Each			
Value	Suffix	1			10	100	250	
<b>Bussed</b>								
774-766141	Code	GP	A	14	1.42	1.16	.95	.85
774-766161	Code	GP	A	16	1.42	1.16	.95	.85
774-767141	Code	GP	A	14	1.10	.89	.66	.54
774-767161	Code	GP	A	16	1.10	.89	.66	.54
<b>Isolated</b>								
774-766143	Code	GP	B	14	1.42	1.16	.95	.85
774-766163	Code	GP	B	16	1.42	1.16	.95	.85
774-767143	Code	GP	B	14	1.10	.89	.66	.54
774-767163	Code	GP	B	16	1.10	.89	.66	.54
<b>Dual Terminator</b>								
774-766145	Code	AP	C	14	1.67	1.39	1.11	1.00
774-766165	Code	AP	C	16	1.67	1.39	1.11	1.00
774-767145	Code	AP	C	14	1.10	.89	.66	.54
774-767165	Code	AP	C	16	1.10	.89	.66	.54



### Standard Resistor Values and Codes

Ohms	Code	Ohms	Code	Ohms	Code	Ohms	Code	Ohms	Code	Dual Terminator Values and Codes		
10	100	110	111	1K	102	10K	103	120K	124	Ohms	Eq. Res.	Code
12	120	120	121	1.2K	122	12K	123	150K	154	183/390	120	121A
15	150	150	151	1.5K	152	15K	153	180K	184	220/330	130	131A
18	180	180	181	1.8K	182	18K	183	200K	204	330/390	180	181A
22	220	200	201	2K	202	20K	203	220K	224	330/470	190	191A
27	270	220	221	2.2K	222	22K	223	270K	274			
33	330	270	271	2.7K	272	27K	273	330K	334			
39	390	330	331	3.3K	332	33K	333	390K	394			
47	470	390	391	3.9K	392	39K	393	470K	474			
51	510	470	471	4.7K	472	47K	473	560K	564			
56	560	510	511	5.1K	512	56K	563	680K	684			
68	680	560	561	5.6K	562	68K	683	820K	824			
82	820	680	681	6.8K	682	82K	823	1M	105			
100	101	820	821	8.2K	822	100K	104					

## ClearONE RT SERIES BGA TERMINATORS

Designed with a ceramic substrate, this device minimizes channel capacitance, a primary cause of reduced system performance. In addition, the BGA package eases routing design, saving the designer many hours of printed circuit layout.

### Compact PCI Features:

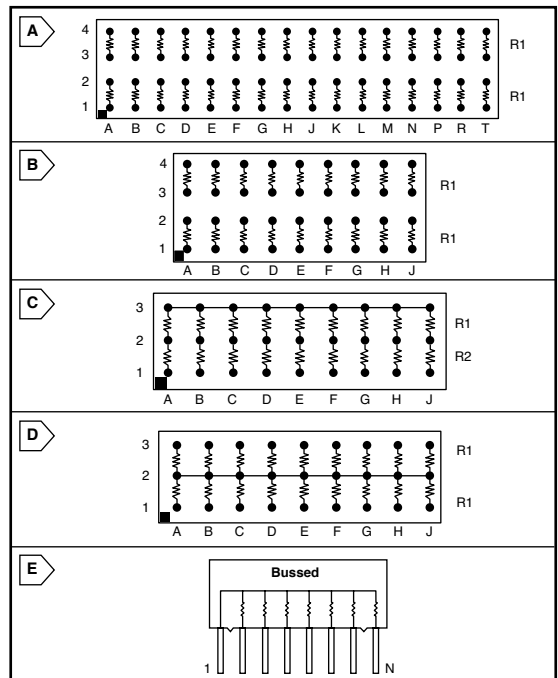
- Ultra low I/O coupling
- Slim BGA package
- 10 Ω Trimmed resistance to 5%
- 1% Resistor tolerance

### DDR SDRAM Features:

- Compliant to JEDEC std. 8-9A
- Excellent high frequency performance
- Slim BGA package
- Low channel capacitance

For quantities of 1000 and up, call for quote.

MOUSER STOCK NO.	CTS Part No.	Fig.	Bits	Value (Ω)		Array Size	Pitch (mm)	Price Each			
				R1	R2			1	10	100	500
<b>Compact PCI</b>											
774-RT1201B7TR7	RT1201B7TR7	A	32	10	-	4 x 16	1.00	2.89	2.65	2.41	1.93
<b>DDR SDRAM</b>											
774-RT1404B7TR7	RT1404B7TR7	B	18	25	-	4 x 9	1.00	2.03	1.86	1.69	1.35
774-RT1400B7TR7	RT1400B7TR7	C	18	50	25	3 x 9	1.00	1.96	1.80	1.63	1.31
774-RT1402B7TR7	RT1402B7TR7	D	18	50	-	3 x 9	1.00	1.80	1.65	1.50	1.20



## CTS THRU HOLE SIP RESISTOR NETWORKS

### Compact PCI Features:

- High-reliability cermet resistors
- Space saving over individual resistors

- 2.54mm / .100 in. pin spacing
- Operating temperature: -55°C to +125°C



RoHS Compliant

For quantities of 1000 and up, call for quote.

MOUSER STOCK NO.	CTS Part No.	Fig.	Value (Ω)	Tol.	No. of Pins	Price Each			
						1	10	100	500
774-770101103P	770101103P	E	10K	2%	10	.51	.447	.353	.20
774-770101472P	770101472P	E	4.7K	2%	10	.60	.526	.415	.346