

Line Filters and Soft Ferrites

RoHS Compliant This product is RoHS compliant.

BOURNS® LINE FILTERS

Features:

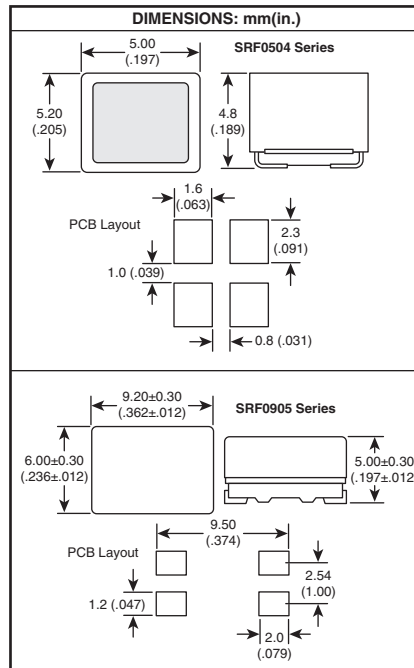
- Current rating up to 5A
- Inductance range: SRF0504: 0.55 to 5.0 µH
SRF0905: 10 to 6500 µH
- Frequency range: SRF0504: 1200 MHz
SRF0905: 300 MHz
- RoHS compliant

Applications:

- EMI suppression



| MOUSER STOCK NO. | Bourns Part No. | L (µH) | Leakage Inductance (nH) Max. | DCR (mΩ) Max. | Rated Current (mA) | Impedance | | Price Each | | | Reel Qty. | Price Each |
|-----------------------|-----------------|--------|------------------------------|---------------|--------------------|-------------|----------|------------|------|------|-----------|------------|
| | | | | | | Freq. (MHz) | (Ω) Min. | 1 | 100 | 500 | | |
| SRF0504 Series | | | | | | | | | | | | |
| 652-SRF0504-191Y | SRF0504-191Y | 190 | 60 | 20 | 5000 | 70 - 1200 | 150 | 1.72 | 1.47 | 1.23 | 1000 | 0.74 |
| 652-SRF0504-351Y | SRF0504-351Y | 350 | 65 | 40 | 2000 | 55 - 900 | 250 | 1.72 | 1.47 | 1.23 | 1000 | 0.74 |
| 652-SRF0504-102Y | SRF0504-102Y | 1000 | 85 | 60 | 1500 | 40 - 420 | 500 | 1.72 | 1.47 | 1.23 | 1000 | 0.74 |
| 652-SRF0504-152Y | SRF0504-152Y | 1500 | 190 | 100 | 1000 | 30 - 300 | 700 | 1.72 | 1.47 | 1.23 | 1000 | 0.74 |
| 652-SRF0504-302Y | SRF0504-302Y | 3000 | 435 | 200 | 500 | 30 - 150 | 1000 | 1.72 | 1.47 | 1.23 | 1000 | 0.74 |
| 652-SRF0504-402Y | SRF0504-402Y | 4000 | 150 | 300 | 200 | 70 - 120 | 2500 | 1.72 | 1.47 | 1.23 | 1000 | 0.74 |
| SRF0905 Series | | | | | | | | | | | | |
| 652-SRF0905-100Y | SRF0905-100Y | 10 | 8 | 0.08 | 1.6 | 20 - 300 | 200 | 1.26 | 1.08 | .90 | 1000 | .54 |
| 652-SRF0905-250Y | SRF0905-250Y | 25 | 16 | 0.16 | 1.0 | 20 - 150 | 600 | 1.26 | 1.08 | .90 | 1000 | .54 |
| 652-SRF0905-400Y | SRF0905-400Y | 40 | 18 | 0.25 | 0.9 | 20 - 100 | 800 | 1.26 | 1.08 | .90 | 1000 | .54 |
| 652-SRF0905-500Y | SRF0905-500Y | 50 | 22 | 0.32 | 0.8 | 20 - 100 | 1500 | 1.26 | 1.08 | .90 | 1000 | .54 |
| 652-SRF0905-251Y | SRF0905-251Y | 250 | 0.11 | 0.13 | 1.2 | 3 - 20 | 600 | 1.26 | 1.08 | .90 | 1000 | .54 |
| 652-SRF0905-471Y | SRF0905-471Y | 470 | 0.12 | 0.14 | 1.1 | 2 - 20 | 1000 | 1.26 | 1.08 | .90 | 1000 | .54 |
| 652-SRF0905-501Y | SRF0905-501Y | 500 | 0.12 | 0.15 | 1.0 | 1 - 20 | 1000 | 1.26 | 1.08 | .90 | 1000 | .54 |
| 652-SRF0905-102Y | SRF0905-102Y | 1000 | 0.17 | 0.31 | 0.8 | 1 - 15 | 1500 | 1.26 | 1.08 | .90 | 1000 | .54 |
| 652-SRF0905-202Y | SRF0905-202Y | 2000 | 0.25 | 0.42 | 0.6 | 1 - 5 | 3000 | 1.26 | 1.08 | .90 | 1000 | .54 |
| 652-SRF0905-472Y | SRF0905-472Y | 4700 | 0.36 | 0.90 | 0.4 | .3 - 3 | 4000 | 1.26 | 1.08 | .90 | 1000 | .54 |
| 652-SRF0905-652Y | SRF0905-652Y | 6500 | 0.39 | 1.05 | 0.3 | .3 - 2 | 5000 | 1.26 | 1.08 | .90 | 1000 | .54 |



EMI Suppression

Fair-Rite Products Corp. SURFACE MOUNT EMI SHIELD BEADS

The rugged construction decreases DC resistance and increases current carrying capacity compared with plated beads.

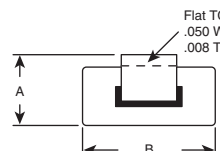
Features:

- Offered in low frequency (73), broadband (43) and high frequency (61) materials

Lead Free

For quantities of 5000 and up, call for quote.

| MOUSER STOCK NO. | Typical Imp. | | Dimensions: in. | | | | Price Each | | | | |
|------------------|--------------|-----|-----------------|------|------|------|------------|-----|-----|------|------|
| | (Ω) | MHz | A | B | C | D | 1 | 100 | 500 | 1000 | 2000 |
| 623-2773019447LF | 40 | 25 | .112 | .120 | .184 | .059 | .21 | .19 | .14 | .124 | .11 |
| 623-2773021447LF | 78 | 25 | .112 | .120 | .359 | .059 | .22 | .17 | .14 | .14 | .14 |
| 623-2743019447LF | 47 | 100 | .112 | .120 | .184 | .059 | .12 | .11 | .09 | .079 | .068 |
| 623-2743021447LF | 95 | 100 | .112 | .120 | .359 | .059 | .14 | .12 | .10 | .09 | .081 |
| 623-2761021447LF | 100 | 250 | .112 | .120 | .184 | .059 | .30 | .26 | .19 | .17 | .15 |



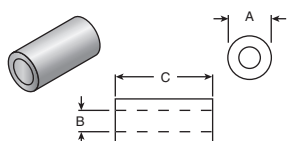
DIMENSIONS: in.

Fair-Rite Products Corp. EMI SHIELD BEADS

Beads with a "1" as the last digit of the part number are not burnished, those with the last digit "2" are supplied burnished to break the sharp edges.

Applications:

- Recommended suppression material of unwanted signals between 20MHz and 200MHz

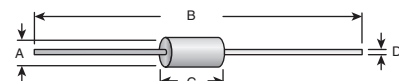


DIMENSIONS: in.

For quantities of 2000 and up, call for quote.

| MOUSER STOCK NO. | Typ. Imp. (Ω) @ 100MHz | Dimensions: in. | | | Price Each | | | |
|------------------|------------------------|-----------------|-------|-------|------------|------|------|------|
| | | A | B | C | 1 | 100 | 500 | 1000 |
| 623-2643002402 | 43 | 0.380 | 0.197 | 0.190 | .07 | .06 | .055 | .051 |
| 623-2643000801 | 92 | 0.296 | 0.094 | 0.297 | .08 | .048 | .047 | .046 |
| 623-2643250402 | 102 | 0.250 | 0.125 | 0.500 | .11 | .10 | .09 | .08 |
| 623-2643021801 | 131 | 0.200 | 0.062 | 0.437 | .08 | .07 | .06 | .053 |

Fair-Rite Products Corp. EMI SHIELD BEADS ON LEADS



Features:

- Beads on oxygen free, high conductivity copper
- Offered in low frequency (73), broadband (43), and high frequency (61) material

DIMENSIONS: in.

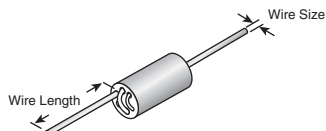
For quantities of 2000 and up, call for quote.

| MOUSER STOCK NO. | Typical Imp. | | Dimensions: in. | | | | Price Each | | | | |
|------------------|--------------|-----|-----------------|-------|------|-------|------------|-----|-----|------|--|
| | (Ω) | MHz | A | B | C | D | 1 | 100 | 500 | 1000 | |
| Lead Free | | | | | | | | | | | |
| 623-2743001112LF | 68 | 100 | .138 | 2.440 | .175 | 22AWG | .13 | .11 | .10 | .08 | |
| 623-2743002112LF | 133 | 100 | .138 | 2.440 | .350 | 22AWG | .10 | .07 | .06 | .055 | |
| 623-2743009112LF | 220 | 100 | .138 | 2.440 | .545 | 22AWG | .18 | .17 | .14 | .12 | |

Fair-Rite Products Corp. WOUND EMI SHIELD BEADS

Features:

- Wire used for winding is oxygen free, high conductivity copper
- Offered in broadband (44) and high frequency (61) materials



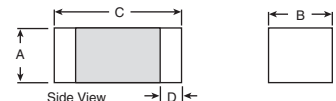
For quantities of 2000 and up, call for quote.

| MOUSER STOCK NO. | Typical Imp. | | Turns | Wire Size | Wire Length (in.) | Price Each | | | |
|------------------|--------------|-----|-------|-----------|-------------------|------------|-----|-----|------|
| | (Ω) | MHz | | | | 1 | 100 | 500 | 1000 |
| Lead Free | | | | | | | | | |
| 623-2944666671LF | 850 | 50 | 2 1/2 | 24AWG | 1.5 | .37 | .32 | .30 | .26 |
| 623-2961666671LF | 845 | 100 | 2 1/2 | 24AWG | 1.5 | .40 | .35 | .32 | .31 |

Fair-Rite Products Corp. EMI SUPPRESSION CHIP BEADS

Features:

- Standard Signal Speed
- Controlled 100% for impedance and DCR
- Suitable for both wave and reflow solder process



For quantities of 2000 and up, call for quote.

| MOUSER STOCK NO. | Z(Ω)±25% @ 100MHz | Max Current (mA) | Dimensions: in. | | | | Price Each | | | |
|------------------|-------------------|------------------|-----------------|------|------|------|------------|-----|------|------|
| | | | A | B | C | D | 1 | 100 | 500 | 1000 |
| 623-2518065007Y6 | 50 | 6000 | .063 | .063 | .177 | .024 | .13 | .07 | .06 | .053 |
| 623-2512067007Y3 | 70 | 3000 | .043 | .063 | .126 | .022 | .05 | .04 | .038 | .03 |
| 623-2518121217Y6 | 80 | 6000 | .063 | .126 | .177 | .022 | .23 | .19 | .14 | .13 |
| 623-2506033017Y0 | 300 | 100 | .031 | .031 | .063 | .016 | .20 | .10 | .08 | .065 |
| 623-2506036017Y0 | 600 | 100 | .031 | .031 | .063 | .016 | .04 | .03 | .029 | .026 |
| 623-2508056017Y0 | 600 | 200 | .035 | .049 | .079 | .018 | .04 | .03 | .023 | .019 |
| 623-2512066017Y1 | 600 | 1000 | .043 | .063 | .126 | .022 | .07 | .05 | .047 | .043 |