

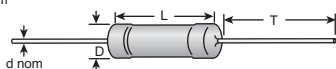
# IRC 0.1% Metal Film Resistors - 1/4 Watt



## RC55 SERIES - METAL FILM

### Features:

- Tolerance: 0.1%
- Temperature Coefficient: 25ppm
- Power Rating: 70° C, 1/4W
- Power Rating: 70° C, 1/4W



MOUSER STOCK NO.	Range of Values in (Ω) See Table	Price Each				DIMENSIONS: mm			
		1	50	100	500	L max	D max	T min	d nom
66-RC55LF-D-Value	10(Ω) - 249K	.96	.78	.64	.47	7.2	2.5	30	0.6
66-RC55LF-D-Value	255K -1M	1.08	.90	.72	.54	7.2	2.5	30	0.6

### TABLE OF STOCKED VALUES

10	21.5	40.2	75	130	232	422	715	1.21K	2.05K	3.57K	6.04K	10K	16.5K	27.4K	45.3K	76.8K	127K	232K	402K	806K
10.2	22.1	42.2	80.6	133	237	432	732	1.24K	2.1K	3.65K	6.19K	10.2K	16.9K	28K	46.4K	78.7K	130K	243K	422K	825K
10.5	23.7	43.2	82.5	140	243	442	750	1.27K	2.21K	3.74K	6.34K	10.5K	17.4K	28.7K	47.5K	80.6K	133K	249K	442K	845K
10.7	24.3	44.2	84.5	143	249	464	787	1.3K	2.26K	3.83K	6.49K	10.7K	17.8K	29.4K	48.7K	82.5K	137K	255K	453K	866K
11	24.9	46.4	86.6	147	255	475	806	1.33K	2.32K	3.92K	6.65K	11K	18.2K	30.1K	49.9K	84.5K	140K	261K	464K	887K
11.8	25.5	47.5	88.7	150	261	487	825	1.37K	2.37K	4.02K	6.81K	11.3K	18.7K	30.9K	51.1K	86.6K	147K	267K	475K	909K
12.7	26.1	49.9	90.9	154	267	499	845	1.4K	2.43K	4.12K	6.98K	11.5K	19.1K	31.6K	52.3K	88.7K	150K	274K	487K	931K
13	26.7	51.1	93.1	158	274	511	866	1.47K	2.49K	4.2K	7.15K	11.8K	19.6K	32.4K	53.6K	90.9K	154K	280K	499K	953K
14	27.4	52.3	95.3	162	301	523	887	1.5K	2.55K	4.32K	7.32K	12.1K	20K	33.2K	54.9K	93.1K	165K	287K	511K	1.0M
14.3	28	54.9	97.6	165	309	536	909	1.54K	2.61K	4.42K	7.5K	12.4K	20.5K	34K	56.2K	95.3K	169K	294K	536K	
15	28.7	56.2	100	169	316	549	931	1.58K	2.67K	4.53K	7.68K	12.7K	21K	34.8K	57.6K	97.6K	174K	301K	549K	
15.4	29.4	59	102	178	324	562	953	1.62K	2.8K	4.64K	7.87K	13K	21.5K	35.7K	59K	100K	178K	309K	576K	
15.8	30.1	60.4	105	182	332	576	976	1.65K	2.87K	4.75K	8.06K	13.3K	22.1K	36.5K	60.4K	102K	182K	316K	604K	
16.2	30.9	61.9	107	187	340	590	1.0K	1.69K	2.94K	4.87K	8.25K	13.7K	22.6K	37.4K	61.9K	105K	187K	324K	649K	
16.9	32.4	63.4	110	196	348	604	1.02K	1.74K	3.01K	4.99K	8.45K	14K	23.2K	38.3K	63.4K	107K	191K	332K	665K	
17.4	33.2	64.9	113	200	357	619	1.05K	1.78K	3.09K	5.11K	8.66K	14.3K	23.7K	39.2K	64.9K	110K	200K	340K	681K	
18.2	34	66.5	115	205	365	634	1.07K	1.82K	3.16K	5.23K	8.87K	14.7K	24.3K	40.2K	66.5K	113K	205K	348K	715K	
19.8	34.8	68.1	118	210	383	649	1.1K	1.87K	3.24K	5.36K	9.09K	15K	24.9K	41.2K	68.1K	115K	210K	357K	732K	
20	37.4	69.8	121	215	392	665	1.13K	1.91K	3.32K	5.49K	9.31K	15.4K	25.5K	42.2K	69.8K	118K	215K	365K	750K	
20.5	38.3	71.5	124	221	402	681	1.15K	1.96K	3.4K	5.62K	9.53K	15.8K	26.1K	43.2K	71.5K	121K	221K	374K	768K	
21	39.2	73.2	127	226	412	698	1.18K	2.0K	3.48K	5.9K	9.76K	16.2K	26.7K	44.2K	73K	124K	226K	392K	787K	

# IRC 5% Thick Film Metal Glaze Resistors - 3 Watt



## GS-3 SERIES

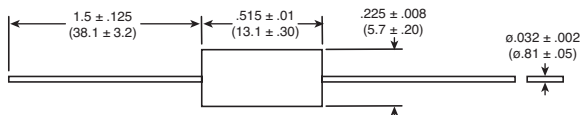
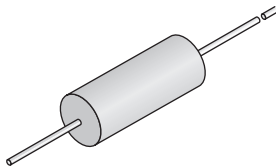
### Features:

- High Surge Strength
- Effective as carbon Composition Replacement

### Specifications:

- Power Rating: 3W @ 25°C
- Tolerance: 5%
- Leads: Tin-lead electroplated copper
- TCR: ±100(T0) ppm/°C
- Voltage Rating: 1000V Max.

DIMENSIONS: in. (mm)



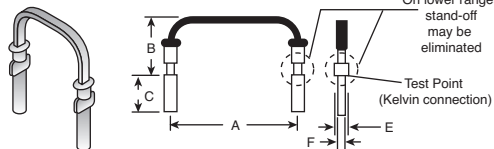
MOUSER STOCK NO.	IRC Part No.	Value (Ω)	Price Each					
			1	10	100	250	500	Reel 1000
66-GS310010R0JLF	GS3-100-10R0-J-LF	10	.51	.47	.43	.39	.34	.32
66-GS310022R0JLF	GS3-100-22R0-J-LF	22	.51	.47	.43	.39	.34	.32
66-GS310047R0JLF	GS3-100-47R0-J-LF	47	.51	.47	.43	.39	.34	.32
66-GS31001000JLF	GS3-100-1000-J-LF	100	.51	.47	.43	.39	.34	.32
66-GS31001500JLF	GS3-100-1500-J-LF	150	.51	.47	.43	.39	.34	.32
66-GS31002700JLF	GS3-100-2700-J-LF	270	.51	.47	.43	.39	.34	.32
66-GS31004700JLF	GS3-100-4700-J-LF	470	.51	.47	.43	.39	.34	.32
66-GS31005600JLF	GS3-100-5600-J-LF	560	.51	.47	.43	.39	.34	.32
66-GS31006800JLF	GS3-100-6800-J-LF	680	.51	.47	.43	.39	.34	.32
66-GS31001001JLF	GS3-100-1001-J-LF	1K	.51	.47	.43	.39	.34	.32
66-GS31002701JLF	GS3-100-2701-J-LF	2.7K	.51	.47	.43	.39	.34	.32
66-GS31003301JLF	GS3-100-3301-J-LF	3.3K	.51	.47	.43	.39	.34	.32
66-GS31004701JLF	GS3-100-4701-J-LF	4.7K	.51	.47	.43	.39	.34	.32
66-GS31007501JLF	GS3-100-7501-J-LF	7.5K	.51	.47	.43	.39	.34	.32
66-GS31008201JLF	GS3-100-8201-J-LF	8.2K	.51	.47	.43	.39	.34	.32
66-GS31001002JLF	GS3-100-1002-J-LF	10K	.51	.47	.43	.39	.34	.32
66-GS31002402JLF	GS3-100-2402-J-LF	24K	.51	.47	.43	.39	.34	.32
66-GS31001003JLF	GS3-100-1003-J-LF	100K	.51	.47	.43	.39	.34	.32
66-GS31003303JLF	GS3-100-3303-J-LF	330K	.51	.47	.43	.39	.34	.32
66-GS31001004JLF	GS3-100-1004-J-LF	1M	.51	.47	.43	.40	.36	.35

# IRC Ledged Current Sensing Resistors



## OAR SERIES OPEN AIR SENSING RESISTORS

- Note:  
Contact factory for:  
1. Variations of "A" dimension  
2. Different lead diameter



Type	Dimensions: in. (mm)				
	A	B	C	E	F
OAR-1	0.450 +0.040 / -0.020 (11.43 +1.020 / -0.508)	0.200±0.100 (5.08±2.54)	0.125±0.030 (3.18±0.762)	0.065 +0.010 / -0.005 (1.65 +0.254 / -0.127)	0.040±0.002 (1.02±0.051)
OAR-3	0.600 +0.040 / -0.020 (15.24 +1.020 / -0.508)	0.600 max.	0.125±0.030 (3.18±0.762)	0.065 +0.010 / -0.005 (1.65 +0.254 / -0.127)	0.040±0.002 (1.02±0.051)
OAR-5	0.800 +0.040 / -0.020 (20.32 +1.020 / -0.508)	0.35 max. (8.9 max.)	25±0.030 (3.18±0.762)	0.065 +0.010 / -0.005 (1.65 +0.254 / -0.127)	0.040±0.002 (1.02±0.051)

### Features:

- Welded Construction
- Flameproof
- Inductance Less than 10nH
- Solderable Copper Leads (60/40)

### Operating Characteristics:

- Load Life @ 25°C (1000 hrs): 1% Max.
- Moisture No Load (1000 hrs): 1% Max.
- Temp. Cycle @ -40°C & +125°C (1000 cyc): 1% Max.

### Specifications:

- Tolerance: ±5%
- Resistance Wire TCR ±20ppm/°C

### Feedback:

- Low Inductance
- Surge and Pulse

For quantities of 2000 and up, call for quote.

For quantities of 2000 and up, call for quote.

MOUSER STOCK NO.	IRC Part No.	Resist. (Ω)	Power Rating (@ 85°)	Price Each				
				1	10	100	250	Reel 1000
66-OAR1R005JLF	OAR1R005JLF	0.005	1W	.56	.53	.49	.46	.39
66-OAR1R010JLF	OAR1R010JLF	0.010	1W	.60	.56	.53	.49	.41
66-OAR1R015JLF	OAR1R015JLF	0.015	1W	.60	.56	.53	.49	.41
66-OAR1R020JLF	OAR1R020JLF	0.020	1W	.60	.56	.53	.49	.41
66-OAR1R030JLF	OAR1R030JLF	0.030	1W	.60	.56	.53	.49	.41
66-OAR1R040JLF	OAR1R040JLF	0.040	1W	.60	.56	.53	.49	.41
66-OAR1R050JLF	OAR1R050JLF	0.050	1W	.60	.56	.53	.49	.41
66-OAR1R070JLF	OAR1R070JLF	0.070	1W	.60	.56	.53	.49	.41
66-OAR1R080JLF	OAR1R080JLF	0.080	1W	.60	.56	.53	.49	.41
66-OAR1R100JLF	OAR1R100JLF	0.100	1W	.60	.56	.53	.49	.41
66-OAR3R005JLF	OAR3R005JLF	0.005	3W	.78	.73	.68	.63	.53
66-OAR3R010JLF	OAR3R010JLF	0.010	3W	.68	.64	.60	.55	.47
66-OAR3R015JLF	OAR3R015JLF	0.015	3W	.68	.64	.60	.55	.47
66-OAR3R020JLF	OAR3R020JLF	0.020	3W	.68	.64	.60	.55	.47

MOUSER STOCK NO.	IRC Part No.	Resist. (Ω)	Power Rating (@ 85°)	Price Each				
				1	10	100	250	Reel 1000
66-OAR3R030JLF	OAR3R030JLF	0.030	3W	1.35	1.27	1.19	1.09	.93
66-OAR3R040JLF	OAR3R040JLF	0.040	3W	1.35	1.27	1.19	1.09	.93
66-OAR3R050JLF	OAR3R050JLF	0.050	3W	.73	.68	.64	.59	.50
66-OAR3R070JLF	OAR3R070JLF	0.070	3W	.73	.68	.64	.59	.50
66-OAR3R080JLF	OAR3R080JLF	0.080	3W	.73	.68	.64	.59	.50
66-OAR3R100JLF	OAR3R100JLF	0.100	3W	.73	.68	.64	.59	.50
66-OAR5R005JLF	OAR5R005JLF	0.005	5W	.95	.89	.83	.77	.65
66-OAR5R010JLF	OAR5R010JLF	0.010	5W	1.20	1.13	1.05	.98	.83
66-OAR5R015JLF	OAR5R015JLF	0.015	5W	.95	.89	.83	.77	.65
66-OAR5R020JLF	OAR5R020JLF	0.020	5W	.95	.89	.83	.77	.65
66-OAR5R030JLF	OAR5R030JLF	0.030	5W	.95	.89	.83	.77	.65
66-OAR5R040JLF	OAR5R040JLF	0.040	5W	.95	.89	.83	.77	.65
66-OAR5R050JLF	OAR5R050JLF	0.050	5W	.95	.89	.83	.77	.65

Loaded Resistors IRC