

Thermistors

Honeywell HONEYWELL NTC THERMISTORS

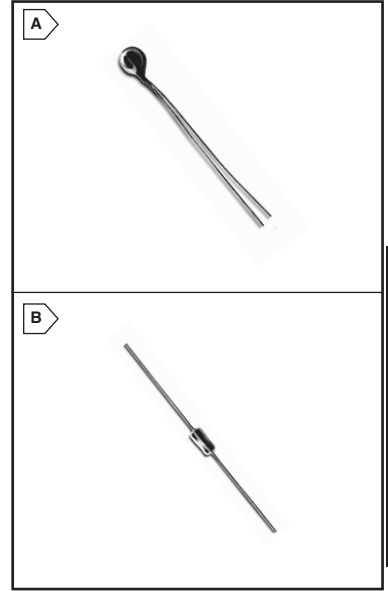
Sensing and Control

Features:

- Resistance temperature curve interchangeability
- Accuracy
- High stability
- Long life
- Cost effective
- Small size
- Epoxy coated

For quantities of 100 and up, call for quote.

MOUSER STOCK NO.	Honeywell Part No.	Fig.	R25 (Ω)	Tolerance	B-Constant	Diameter (mm)	Lead Length (mm)	Price Each		
								1	10	50
785-192-102DEW-A01	192-102DEW-A01	A	1K	±1.0°C (1.8°F)	3348	2.413	38.1	2.49	2.27	2.17
785-192-103LET-A01	192-103LET-A01	A	10K	±0.2°C (0.36°F)	3974	2.413	38.1	2.65	2.45	2.30
785-192-103LEW-A01	192-103LEW-A01	A	10K	±1.0°C (1.8°F)	3974	2.413	38.1	2.60	2.35	2.05
785-192-104QET-A01	192-104QET-A01	A	100K	±0.2°C (0.36°F)	4261	2.413	38.1	2.25	2.15	1.95
785-192-222LET-A01	192-222LET-A01	A	2.252	±0.2°C (0.36°F)	3974	2.413	38.1	2.34	2.06	1.90
785-192-302LET-A01	192-302LET-A01	A	3K	±0.2°C (0.36°F)	3974	2.413	38.1	2.17	2.03	1.85
785-192-303KET-A01	192-303KET-A01	A	30K	±1.0°C (1.8°F)	3943	2.413	38.1	2.25	2.15	1.95
785-192-502LET-A01	192-502LET-A01	A	5K	±0.2°C (0.36°F)	3974	2.413	38.1	2.25	2.15	1.95
785-192-503QET-A01	192-503QET-A01	A	50K	±0.2°C (0.36°F)	4261	2.413	38.1	2.45	2.18	1.90



Thermal Protection

Honeywell HONEYWELL GLASS ENCAPSULATED CHIP THERMISTORS

Sensing and Control

Features:

- Cost effective
- Rugged DO-35 glass encapsulation
- High temperature capability
- Available on tape and reel

For quantities of 100 and up, call for quote.

MOUSER STOCK NO.	Honeywell Part No.	Fig.	Resistance (Ω)	Tolerance	B-Constant	Diameter (mm)	Lead Length (mm)	Price Each		
								1	10	50
785-135-103FAG-J01	135-103FAG-J01	B	10K	±10.0%	3468	2	28.6	.60	.50	.45
785-135-103LAF-J01	135-103LAF-J01	B	10K	±5.0%	3974	2	28.6	1.55	1.40	1.32
785-135-103LAG-J01	135-103LAG-J01	B	10K	±10.0%	3974	2	28.6	.50	.45	.40
785-135-104LAG-J01	135-104LAG-J01	B	100K	±10.0%	3974	2	28.6	.55	.42	.38
785-135-105QAG-J01	135-105QAG-J01	B	1M	±10.0%	4261	2	28.6	.95	.80	.75
785-135-204QAG-J01	135-204QAG-J01	B	200K	±10.0%	4261	2	28.6	.70	.60	.55
785-135-503LAF-J01	135-503LAF-J01	B	50K	±5.0%	3974	2	28.6	.99	.80	.68
785-135-503LAG-J01	135-503LAG-J01	B	50K	±10.0%	3974	2	28.6	.65	.60	.55
785-135-503LFW-J01	135-503LFW-J01	B	50K	±1.0%	--	2	28.6	6.30	5.85	5.40
785-135-504QAG-J01	135-504QAG-J01	B	5M	±10.0%	4261	2	28.6	.68	.61	.57

VISHAY / DALE NTC THERMISTORS

VISHAY

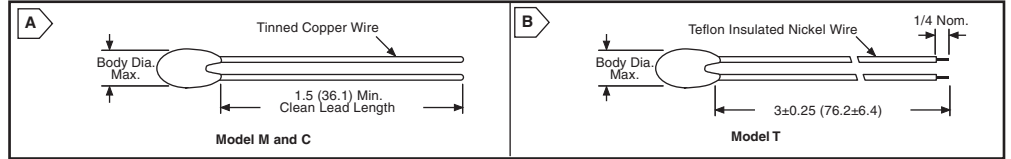
DIMENSIONS: in. (mm)

M, C, T Series NTC Coated Thermistors

Models M, C, and T are conformally coated, leaded thermistors for standard PC board mounting or assembly probes. The coating is baked-on phenolic for durability and long-term stability. Models M and C have tinned solid copper leads.

Features :

- Small size
- Wide resistance range
- Model T has solid nickel wires with Teflon® insulation to provide isolation when assembled in metal probes or housings.



For quantities of 1,000 and up, call for quote.

MOUSER STOCK NO.	Vishay Part No.	Fig.	Resistance (Ω)	Tolerance ± @ 25°C	Curve Number	Lead Type	Wire Size	Price Each			
								1	10	100	500
71-01C1001JP	01C1001JP	A	1K	5%	1	C	AWG 28	1.68	1.47	1.05	.84
71-01C2001JP	01C2001JP	A	2K	5%	1	C	AWG 28	1.68	1.47	1.05	.84
71-01C3001FP	01C3001FP	A	3K	1%	1	C	AWG 28	1.84	1.61	1.15	.92
71-01C3001JP	01C3001JP	A	3K	5%	1	C	AWG 28	1.68	1.47	1.05	.84
71-01C5001JP	01C5001JP	A	5K	5%	1	C	AWG 28	1.68	1.47	1.05	.84
71-01C1002FP	01C1002FP	A	10K	1%	1	C	AWG 28	1.84	1.61	1.15	.92
71-01C1002JP	01C1002JP	A	10K	5%	1	C	AWG 28	1.68	1.47	1.05	.84
71-08C1002JP	08C1002JP	A	10K	5%	8	C	AWG 28	1.68	1.47	1.05	.84
71-07C3002JP	07C3002JP	A	30K	5%	7	C	AWG 28	1.68	1.47	1.05	.84
71-07C5002JP	07C5002JP	A	50K	5%	7	C	AWG 28	1.68	1.47	1.05	.84
71-07C1003FP	07C1003FP	A	100K	1%	7	C	AWG 28	1.84	1.61	1.15	.92
71-01M5001JP	01M5001JP	A	5K	5%	1	M	AWG 30	1.68	1.47	1.05	.84
71-09M1002FP	09M1002FP	A	10K	1%	9	M	AWG 30	1.38	1.11	.89	.82
71-01M1002FP	01M1002FP	A	10K	1%	1	M	AWG 30	1.84	1.61	1.15	.92
71-08M3002JP	08M3002JP	A	30K	5%	8	M	AWG 30	1.68	1.47	1.05	.84
71-08M5002JP	08M5002JP	A	50K	5%	8	M	AWG 30	1.68	1.47	1.05	.84
71-07M1003JP	07M1003JP	A	100K	5%	7	M	AWG 30	1.68	1.47	1.05	.84
71-08M1003JP	08M1003JP	A	100K	5%	8	M	AWG 30	1.68	1.47	1.05	.84
71-01T1001FP	01T1001FP	B	1K	1%	1	T	AWG 30	3.20	2.80	2.00	1.60
71-01T1002FP	01T1002FP	B	10K	1%	1	T	AWG 30	3.20	2.80	2.00	1.60
71-01T5001JP	01T5001JP	B	5K	5%	1	T	AWG 30	2.92	2.56	1.83	1.46
71-01T1002JP	01T1002JP	B	10K	5%	1	T	AWG 30	1.83	1.47	1.18	1.08
71-04T1003FP	04T1003FP	B	100K	1%	4	T	AWG 30	3.20	2.80	2.00	1.60

VISHAY / DALE NTHS SERIES NTC SURFACE MOUNT CHIP THERMISTORS

VISHAY

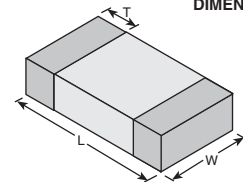
DIMENSIONS: in. (mm)

Features :

- Solderable terminations
- Wraparound terminations
- Allows design flexibility for use with hybrid circuitry
- High density monolithic construction
- Standard EIA E6 values
- Fully glass coated

For quantities of 1,000 and up, call for quote.

MOUSER STOCK NO.	Vishay Part No.	Resistance (Ω)	Tolerance ± @ 25°C	Curve Number	Price Each			
					1	10	100	500
71-NTHS0402N2N1002JE	NTHS0402N02N1002JE	10K	5%	2	1.25	1.00	.75	.63
71-NTHS0603N3N2001JE	NTHS0603N03N2001JE	2K	5%	3	.86	.69	.56	.51
71-NTHS0603N2N1002JE	NTHS0603N02N1002JE	10K	5%	2	1.25	1.00	.75	.63
71-NTHS0603N1N1003JE	NTHS0603N01N1003JE	100K	5%	1	1.25	1.00	.75	.63
71-NTHS0805N2N1002JE	NTHS0805N02N1002JE	10K	5%	2	1.25	1.00	.75	.63
71-NTHS1012N1N1002JE	NTHS1012N01N1002JE	10K	5%	1	1.56	1.37	.98	.78
71-NTHS1012N4N1003JE	NTHS1012N04N1003JE	100K	5%	4	1.56	1.37	.98	.78
71-NTHS1205N1N1003JE	NTHS1205N01N1003JE	100K	5%	1	1.36	1.19	.85	.68
71-NTHS1206N3N1001JE	NTHS1206N03N1001JE	1K	5%	3	1.36	1.19	.85	.68
71-NTHS1206N2N5001JE	NTHS1206N02N5001JE	5K	5%	2	1.36	1.19	.85	.68
71-NTHS1206N1N1002JE	NTHS1206N01N1002JE	10K	5%	1	1.36	1.19	.85	.68
71-NTHS1206N2N1002JE	NTHS1206N02N1002JE	10K	5%	2	1.36	1.19	.85	.68
71-NTHS1206N1N4702JE	NTHS1206N01N4702JE	47K	5%	1	1.36	1.19	.85	.68
71-NTHS1206N1N5002JE	NTHS1206N01N5002JE	50K	5%	1	1.36	1.19	.85	.68
71-NTHS1206N1N1003KE	NTHS1206N01N1003KE	100K	10%	1	1.28	1.12	.80	.64



Part Number	L	W	T
NTHS-0402	0.040 ± 0.004 (1.016 ± 0.102)	0.22 ± 0.006 (0.508 ± 0.051)	0.010 ± 0.004 (0.25 ± 0.102)
NTHS-0603	0.063 ± 0.008 (1.6 ± 0.20)	0.031 ± 0.008 (0.80 ± 0.20)	0.010 ± 0.006 (0.25 ± 0.15)
NTHS-0805	0.079 ± 0.008 (2.00 ± 0.20)	0.049 ± 0.008 (1.25 ± 0.20)	0.012 ± 0.006 (0.30 ± 0.15)
NTHS-1206	0.126 ± 0.008 (3.20 ± 0.20)	0.063 ± 0.008 (1.60 ± 0.20)	0.018 ± 0.008 (0.46 ± 0.20)
NTHS-1012	0.098 ± 0.008 (2.50 ± 0.20)	0.126 ± 0.008 (3.20 ± 0.20)	0.018 ± 0.008 (0.46 ± 0.20)