

ELPAC Medical AC Adapters



Elpac Power Systems

ELPAC 12 WATT MEDICAL AC ADAPTERS

Specifications:

- Input Voltage: 85-264VAC
- Input Connector: IEC 60320 Inlet Plug
- Output Connector: Barrel Type (2.5x5.5x9.5mm)
- Six Foot DC Output Cord
- Regulation Line $\pm 1\%$ Load $\pm 5\%$
- Dimensions: 3.35"(L) x 1.97"(W) x 1.30"(H)
- 5 year warranty



For quantities of 50 and up, call for quote.

MOUSER STOCK NO.		Fig.	DC Output Voltage	Output Current	Efficiency	Price Each			
Black	White					1	5	10	25
680-MW1212-760-BK	680-MW1212-760	A	12V	1.0A	80%	27.49	26.24	24.99	23.56
680-MW1224-760-BK	680-MW1224-760	A	24V	0.5A	80%	35.78	32.38	28.98	25.56

ELPAC 24 WATT MEDICAL AC ADAPTERS

Specifications:

- Input Voltage: 85-264VAC
- Input Connector: 3 pin IEC 320 Receptacle
- Output Connector: Barrel Type (2.5x5.5x9.5mm)
- Six Foot DC Output Cord
- Dimensions: 4.25"(L) x 2.50"(W) x 1.30"(H)
- 5 year warranty



For quantities of 50 and up, call for quote.

MOUSER STOCK NO.		Fig.	DC Output Voltage	Output Current	Efficiency	Price Each			
Black	White					1	5	10	25
680-MW2412-760-BK	680-MW2412-760	A	12V	2.0A	80%	43.50	39.00	36.00	31.00
680-MW2415-760-NC-BK	680-MW2415-760	A	15V	1.6A	80%	43.50	39.15	36.98	34.80

ELPAC 40 WATT MEDICAL AC ADAPTERS

Specifications:

- Input Voltage: 100-240VAC
- Six Foot DC Output Cord
- Input Connector: 3 pin IEC 320 Receptacle
- Output Connector: Barrel Type (2.5x5.5x9.5mm)
- EISA/CEC Compliant
- Dimensions: 5.0"(L) x 3.0"(W) x 1.30"(H)
- 5 year warranty



For quantities of 50 and up, call for quote.

MOUSER STOCK NO.		Fig.	DC Output Voltage	Output Current	Efficiency	Price Each			
Black	White					1	5	10	25
680-MW4012-760F-BK	680-MW4012-760F	A	12V	3.30A	85%	53.44	48.10	44.36	40.08
680-MW4024-760F-BK	680-MW4024-760F	A	24V	1.67A	88%	53.44	48.10	44.36	40.08

ELPAC 65 WATT MEDICAL AC ADAPTERS

Specifications:

- High Efficiency
- Hold-up Time >25ms at full load
- Medical Approval EN60601-1 Class
- Input Voltage: 85-264VAC
- Input Connector: 3 pin IEC 320 Receptacle
- Output Connector: 4ft for 9V / 12, 18, & 24V=6ft
- Dimensions: 5.02"(L) x 2.20"(W) x 1.37"(H)
- 5 year warranty



For quantities of 50 and up, call for quote.

MOUSER STOCK NO.	Elpac Part No.	Fig.	Color	DC Output Voltage	Output Current	Price Each			
						1	5	10	25
680-MWA065009A-11A	MWA065009A-11A	B	Black	9V	8.0A	66.87	60.19	55.17	47.81
680-MWA065012A-11A	MWA065012A-11A	B	Black	12V	6.0A	65.96	59.37	54.42	47.16
680-MWA065015A-11A	MWA065015A-11A	B	Black	15V	4.8A	65.64	59.07	54.15	46.93
680-MWA065024A-11A	MWA065024A-11A	B	Black	24V	3.0A	69.20	62.28	57.09	49.47

ELPAC 100 WATT MEDICAL AC ADAPTERS

Specifications:

- Input Voltage: 85-264VAC
- Input Connector: 3 pin IEC 320 Receptacle
- Output Connector: DIN-8 pin Circular Connector
- 5 year warranty
- MWA = Class I
- MWB = Class II
- MWC = Class I with PFC
- DC Output Cord 12V= 4ft. 15, 18, 24V=6 ft.
- Dimensions: 5.1"(L) x 3.1"(W) x 1.4"(H)



For quantities of 50 and up, call for quote.

MOUSER STOCK NO.	Elpac Part No.	Fig.	Color	DC Output Voltage	Output Current	Price Each			
						1	5	10	25
680-MWA100012A12	MWA-100012A-12A	C	Black	12V	8.3A	99.36	89.42	82.46	71.04
680-MWA100015A12	MWA-100015A-12A	C	Black	15V	6.7A	99.36	89.42	82.46	71.04
680-MWA100018A12	MWA-100018A-12A	C	Black	18V	5.6A	99.36	89.42	82.46	71.04
680-MWA100024A12	MWA-100024A-12A	C	Black	24V	4.2A	99.36	89.42	82.46	71.04
680-MWB100012A12	MWB-100012A-12A	C	Black	12V	8.3A	85.87	80.42	77.94	75.62
680-MWB100015A12	MWB-100015A-12A	C	Black	15V	6.7A	85.87	80.42	77.94	75.62
680-MWB100018A12	MWB-100018A-12A	C	Black	18V	5.6A	85.87	80.42	77.94	75.62
680-MWB100024A12	MWB-100024A-12A	C	Black	24V	4.2A	85.87	80.42	77.94	75.62
680-MWC100012A12	MWC-100012A-12A	C	Black	12V	8.3A	118.54	106.68	98.38	84.75
*680-MWC100018A11	MWC-100018A-11A	C	Black	18V	5.6A	118.54	106.68	98.38	84.75
*680-MWC100024A11	MWC-100024A-11A	C	Black	24V	4.2A	98.78	88.90	81.99	79.63

*Output Connector: DIN-5 pin Circular Connector

ELPAC 150 WATT MEDICAL AC ADAPTERS

Specifications:

- Input Voltage: 85-264VAC
- Output Connector: DIN-8 pin Circular Connector
- EISA/CEC Compliant
- Dimensions: 7.56"(L) x 2.45"(W) x 1.52"(H)
- DC Output Cord 12V= 4ft. 15, 18, 24V=6 ft.
- 5 year warranty



For quantities of 50 and up, call for quote.

MOUSER STOCK NO.	Elpac Part No.	Fig.	Color	DC Output Voltage	Output Current	Price Each			
						1	5	10	25
680-MWA150012A-12A	MWA150012A-12A	D	Black	12V	12.5A	123.92	111.47	102.79	88.60
680-MWA150015A-12A	MWA150015A-12A	D	Black	15V	10.0A	123.92	111.47	102.79	88.60
680-MWA150018A-12A	MWA150018A-12A	D	Black	18V	8.3A	123.92	111.47	102.79	88.60
680-MWA150024A12A	MWA150024A-12A	D	Black	24V	6.3A	124.26	111.83	103.13	88.84

NORTH AMERICAN POWER CORD

Applies to adapters listed above

For quantities of 50 and up, call for quote.

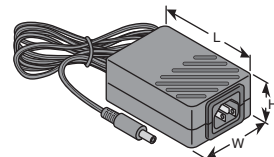
MOUSER STOCK NO.	Elpac Part No.	Description	Price Each		
			1	10	25
562-233008-06	233008-06	Hospital Grade - Unshielded 8 ft., 3-Wire, 18AWG, Gray Plug	6.62	6.29	6.00

For all Adapters Shown:

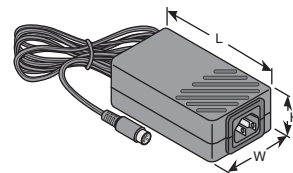
- Medical Grade Approvals: UL60601-1 CSA C22.2 No. 601.1-M90
- Meets: CISPR11 and FCC, Class B Conducted and Radiated EN61000-4-2, -3, -4, -5, -6, -8, -11
- CE Marked to LVD Class II

DIMENSIONS: in.

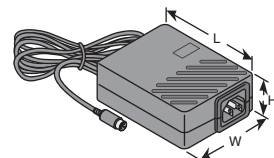
A



B



C



D

