

# POTTER & BRUMFIELD Circuit Breakers

## W23 SERIES: THERMAL CIRCUIT BREAKERS W/ PUSH/PULL ACTUATOR

### Features:

- SPDT contact configuration
- May be used as ON/OFF switch
- Visible trip indicator

### Specifications:

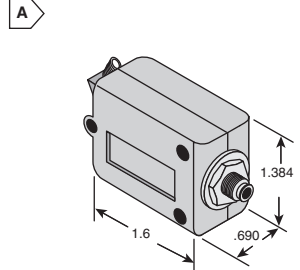
- Max. operating voltage: 50VDC or 250VAC
- Resettable overload capacity: ten times rated current
- Dielectric strength: > 1500 volts RMS
- Termination: two #8-32 screw terminals



For quantities of 500 and up, call for quote.

MOUSER STOCK NO.	P&B Part No.	Fig.	Current Rating	Maximum Resistance	Price Each			
					1	25	50	100
655-W23-X1A1G-1	W23-X1A1G-1	A	1 A	610 mΩ	31.56	26.71	24.80	21.87
655-W23-X1A1G-2	W23-X1A1G-2	A	2 A	190 mΩ	34.99	30.61	27.70	25.87
655-W23-X1A1G-3	W23-X1A1G-3	A	3 A	40 mΩ	30.82	26.71	24.80	23.15
655-W23-X1A1G-5	W23-X1A1G-5	A	5 A	30 mΩ	22.80	19.95	18.05	16.52
655-W23-X1A1G-7.50	W23-X1A1G-7.50	A	7.5 A	20 mΩ	22.80	19.95	18.05	16.52
655-W23-X1A1G-10	W23-X1A1G-10	A	10 A	10 mΩ	22.80	19.95	18.05	16.52
655-W23-X1A1G-15	W23-X1A1G-15	A	15 A	6 mΩ	22.80	19.95	18.05	16.52
655-W23-X1A1G-20	W23-X1A1G-20	A	20 A	4 mΩ	19.59	16.32	15.08	14.01
655-W23-X1A1G-25	W23-X1A1G-25	A	25 A	4 mΩ	19.51	17.15	16.17	14.25
655-W23-X1A1G-30	W23-X1A1G-30	A	30 A	3 mΩ	22.80	19.95	18.05	16.52
655-W23-X1A1G-35	W23-X1A1G-35	A	35 A	3 mΩ	22.80	19.95	18.05	16.52
655-W23-X1A1G-40	W23-X1A1G-40	A	40 A	2 mΩ	22.80	19.95	18.05	16.52
655-W23-X1A1G-50	W23-X1A1G-50	A	50 A	2 mΩ	18.72	17.16	16.17	15.30

### DIMENSIONS: in.



## W31 SERIES: THERMAL CIRCUIT BREAKERS W/ TOGGLE ACTUATOR

### Features:

- SPDT contact configuration
- May be used as ON/OFF switch

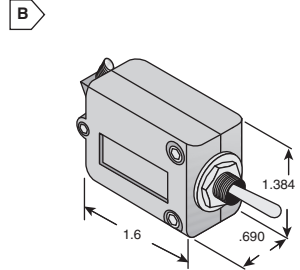
### Specifications:

- Max. operating voltage: 50VDC or 250VAC
- Resettable overload capacity: ten times rated current
- Dielectric strength: > 1500 volts RMS
- Termination: two #8-32 screw terminals



For quantities of 500 and up, call for quote.

MOUSER STOCK NO.	P&B Part No.	Fig.	Current Rating	Maximum Resistance	Price Each			
					1	25	50	100
655-W31-X2M1G-1	W31-X2M1G-1	B	1 A	610 mΩ	37.98	34.12	32.49	25.65
655-W31-X2M1G-2	W31-X2M1G-2	B	2 A	190 mΩ	33.67	30.87	29.09	25.65
655-W31-X2M1G-3	W31-X2M1G-3	B	3 A	40 mΩ	34.79	31.32	29.09	27.14
655-W31-X2M1G-5	W31-X2M1G-5	B	5 A	30 mΩ	28.37	24.82	22.45	20.90
655-W31-X2M1G-7.50	W31-X2M1G-7.50	B	7.5 A	20 mΩ	23.46	21.66	20.11	18.76
655-W31-X2M1G-10	W31-X2M1G-10	B	10 A	10 mΩ	28.37	24.82	22.45	20.90
655-W31-X2M1G-15	W31-X2M1G-15	B	15 A	6 mΩ	28.37	24.82	22.45	20.90
655-W31-X2M1G-20	W31-X2M1G-20	B	20 A	4 mΩ	28.37	24.82	22.45	20.90
655-W31-X2M1G-25	W31-X2M1G-25	B	25 A	4 mΩ	23.28	21.34	20.11	19.02
655-W31-X2M1G-30	W31-X2M1G-30	B	30 A	3 mΩ	28.37	24.82	22.45	20.90
655-W31-X2M1G-35	W31-X2M1G-35	B	35 A	3 mΩ	23.28	21.34	20.11	19.02
655-W31-X2M1G-40	W31-X2M1G-40	B	40 A	2 mΩ	24.27	21.34	20.11	17.73
655-W31-X2M1G-50	W31-X2M1G-50	B	50 A	2 mΩ	24.27	21.34	20.11	19.02



## W28 SERIES: PUSH TO RESET FUSEHOLDER-TYPE THERMAL CIRCUIT BREAKERS

### Features:

- Replaces slow-blow glass cartridge fuse
- Snap-in mounting
- Button extends for visual trip indication

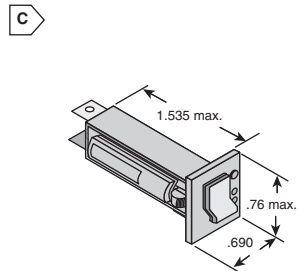
### Specifications:

- Dielectric strength: over 1500 volts RMS
- Max. operating voltage: 32VDC; 250VAC
- Black with white rate marking
- Termination: .250" quick connects. Soldering not recommended
- Mounting: snaps into panel from front
- Button color: black



For quantities of 500 and up, call for quote.

MOUSER STOCK NO.	P&B Part No.	Fig.	Current Rating	Maximum Resistance	Price Each			
					1	25	50	100
655-W28-XQ1A-0.25	W28-XQ1A-0.25	C	0.25 A	14 Ω	4.29	4.00	3.76	3.28
655-W28-XQ1A-0.50	W28-XQ1A-0.50	C	0.50 A	3.55 Ω	4.61	4.32	3.92	3.46
655-W28-XQ1A-1	W28-XQ1A-1	C	1 A	890 mΩ	4.47	4.21	3.68	3.26
655-W28-XQ1A-2	W28-XQ1A-2	C	2 A	170 mΩ	4.53	4.14	3.83	3.56
655-W28-XQ1A-3	W28-XQ1A-3	C	3 A	69 mΩ	2.47	2.25	2.07	1.94
655-W28-XQ1A-4	W28-XQ1A-4	C	4 A	43 mΩ	2.47	2.25	2.07	1.94
655-W28-XQ1A-5	W28-XQ1A-5	C	5 A	30 mΩ	2.18	2.00	1.84	1.80
655-W28-XQ1A-6	W28-XQ1A-6	C	6 A	26 mΩ	2.29	2.10	1.94	1.80
655-W28-XQ1A-7	W28-XQ1A-7	C	7 A	17 mΩ	2.44	2.23	2.07	1.83
655-W28-XQ1A-8	W28-XQ1A-8	C	8 A	16 mΩ	2.29	2.10	1.94	1.80
655-W28-XQ1A-10	W28-XQ1A-10	C	10 A	11 mΩ	2.80	2.68	2.44	1.95
655-W28-XQ1A-12	W28-XQ1A-12	C	12 A	9 mΩ	2.15	1.97	1.81	1.70
655-W28-XQ1A-15	W28-XQ1A-15	C	15 A	7 mΩ	2.29	2.08	1.91	1.76
655-W28-XQ1A-20	W28-XQ1A-20	C	20 A	6 mΩ	2.47	2.25	2.07	1.94



## W54/W57 SERIES: PUSH-TO-RESET THERMAL CIRCUIT BREAKERS

### Features:

- Cannot be manually tripped
- Button extends for visual trip indication

### Specifications:

- Max. operating voltage: 250VAC
- Dielectric strength: 1500 VAC (60 seconds)
- Termination: .250" QC, straight
- Resettable overload capacity: Ten times rated current
- Button: White with red rate marking (vertical)



For quantities of 500 and up, call for quote.

MOUSER STOCK NO.	P&B Part No.	Fig.	Current Rating	Maximum Resistance	Price Each			
					1	25	50	100
<b>9.8mmx12.6mm Long Metal Bushing w/ Metal Knurled Nut and Hex Nut Assembled on Bushing</b>								
655-W54-XB1A4A10-5	W54-XB1A4A10-5	D	5 A	50 mΩ	2.31	2.18	2.01	1.78
655-W54-XB1A4A10-10	W54-XB1A4A10-10	D	10 A	25 mΩ	2.24	2.06	1.90	1.76
655-W54-XB1A4A10-15	W54-XB1A4A10-15	D	15 A	17 mΩ	2.38	2.18	2.00	1.78
655-W54-XB1A4A10-20	W54-XB1A4A10-20	D	20 A	12 mΩ	2.24	2.06	1.90	1.76
655-W54-XB1A4A10-25	W54-XB1A4A10-25	D	25 A	10 mΩ	2.54	2.27	2.09	1.96
655-W54-XB1A4A10-30	W54-XB1A4A10-30	D	30 A	8 mΩ	2.45	2.24	2.07	1.94
<b>10.8mmx12.6mm Long Metal Bushing w/ Metal Knurled Nut and Hex Nut Assembled on Bushing</b>								
655-W57-XB7A4A10-5	W57-XB7A4A10-5	E	5 A	50 mΩ	1.66	1.51	1.39	1.22
655-W57-XB7A4A10-10	W57-XB7A4A10-10	E	10 A	25 mΩ	1.41	1.30	1.19	1.11
655-W57-XB7A4A10-15	W57-XB7A4A10-15	E	15 A	17 mΩ	1.50	1.39	1.27	1.19
655-W57-XB7A4A10-20	W57-XB7A4A10-20	E	20 A	12 mΩ	1.72	1.56	1.43	1.33
<b>9.8mmx9.6mm Long Plastic Bushing w/ Plastic Knurled Nut and Hex Nut Assembled on Bushing</b>								
655-W57-XB1A7A10-5	W57-XB1A7A10-5	E	5 A	50 mΩ	2.05	1.93	1.79	1.59
655-W57-XB1A7A10-15	W57-XB1A7A10-15	E	15 A	17 mΩ	2.05	1.93	1.79	1.59
655-W57-XB1A7A10-20	W57-XB1A7A10-20	E	20 A	12 mΩ	2.10	1.93	1.79	1.59

