

NKK Pushbutton Switches



NKK PROCESS SEALED PUSHBUTTON SWITCHES

NKK AB Series: Process Sealed Submini Pushbuttons

Specifications:

- Actuator: .213" length plunger
- 0.4VA max. @ 28 VAC/DC max.



RoHS Compliant

For quantities of 500 and up, call for quote.

MOUSER STOCK NO.	NKK Part No.	Fig.	Circuit () = Momentary	Terminal	Price Each			
					1	25	50	100
633-AB11AP	AB11AP	A	SPST Off-(On)	PCB Straight	4.29	3.68	3.17	3.09
633-AB15AP	AB15AP	A	SPDT On-(On)	PCB Straight	4.14	3.57	3.06	2.98
633-AB25AP	AB25AP	A	DPDT On-(On)	PCB Straight	5.05	4.34	3.74	3.64
633-AB15AH-RO	AB15AH-RO	B	SPDT On-(On)	PCB R/A	5.23	4.49	3.87	3.77
Slip-On Caps for A Series					Description			
633-AT475A	AT475A	C	.201" X .157", black		.50	.28	.25	.23
633-AT475B	AT475B	C	.201" X .157", white		.29	.26	.25	.24
633-AT475C	AT475C	C	.201" X .157", red		.24	.22	.19	.18
633-AT496A	AT496A	D	.295" X .157", black		.32	.28	.24	.23
633-AT496B	AT496B	D	.295" X .157", white		.45	.32	.30	.27
633-AT496C	AT496C	D	.295" X .157", red		.45	.32	.30	.27

NKK GB Series: Process Sealed Ultra-Mini Pushbuttons

Specifications:

- Actuator: .130" length plunger
- 0.4VA max. @ 28 VAC/DC max.



RoHS Compliant

For quantities of 500 and up, call for quote.

MOUSER STOCK NO.	NKK Part No.	Fig.	Circuit () = Momentary	Terminal	Price Each			
					1	25	50	100
633-GB15AP-RO	GB15AP-RO	E	SPDT On-(On)	PCB Straight	4.70	4.04	3.46	3.31
633-GB25AP	GB25AP	E	DPDT On-(On)	PCB Straight	5.40	4.64	4.25	4.05
633-GB15AH-RO	GB15AH-RO	F	SPDT On-(On)	PCB R/A	6.07	5.22	4.49	4.37
633-GB25AH-RO	GB25AH-RO	F	DPDT On-(On)	PCB R/A	6.50	5.59	4.81	4.68
Slip-On Caps for G Series					Description			
633-AT4063A	AT4063A	G	.157" X .094", Black		.30	.26	.25	.24
633-AT4063B	AT4063B	G	.157" X .094", White		.30	.25	.22	.20
633-AT4063C	AT4063C	G	.157" X .094", Red		.29	.25	.21	.20

NKK FB SERIES: 0.5 AMP MOMENTARY PUSHBUTTONS

Specifications:

- Actuator: White plunger
- Contacts: Silver 500mA@125VAC



RoHS Compliant

For quantities of 500 and up, call for quote.

MOUSER STOCK NO.	NKK Part No.	Fig.	Circuit () = Momentary	Terminal	Price Each			
					1	25	50	100
633-FB15ANEP2	FB15ANEP2	H	SPST Off-(On)	PC/Turret	3.48	3.01	2.55	2.48
Slip-on Caps for FB Series					Description			
633-AT475A	AT475A	C	.201" X .157", black		.50	.28	.25	.23
633-AT475B	AT475B	C	.201" X .157", white		.29	.26	.25	.24
633-AT475C	AT475C	C	.201" X .157", red		.24	.22	.19	.18
633-AT496A	AT496A	D	.295" X .157", black		.32	.28	.24	.23
633-AT496B	AT496B	D	.295" X .157", white		.45	.32	.30	.27
633-AT496C	AT496C	D	.295" X .157", red		.45	.32	.30	.27

NKK SB SERIES: 3 AMP MOMENTARY PUSHBUTTONS

Specifications:

- Actuator: Black plunger
- Contacts: Silver 3A @ 125VAC or 2A @ 30VDC



RoHS Compliant

For quantities of 500 and up, call for quote.

MOUSER STOCK NO.	NKK Part No.	Fig.	Circuit () = Momentary	Terminal	Price Each			
					1	25	50	100
633-SB4011NOM-RO	SB4011NOM-RO	I	SPST Off-(On)	Solder Lug	4.10	3.53	3.03	2.89
633-SB4011NCM-RO	SB4011NCM-RO	I	SPST On-(Off)	Solder Lug	3.76	3.66	3.55	3.44
Slip-on Caps for SB Series					Description			
633-AT422A	AT422A	J	.394" X .236", black		.41	.37	.35	.34
633-AT422B	AT422B	J	.394" X .236", white		.64	.62	.56	.50
633-AT422C	AT422C	J	.394" X .236", red		.41	.37	.35	.34

NKK ENVIRONMENTALLY SEALED PUSHBUTTON SWITCHES

Specifications:

- Power rating: 6A @ 125VAC, 3A @ 250VAC, 6A @ 30VDC
- IP67 of IEC529
- UL94V-0 rated
- Wire leads: AWG 16 heat resistant PVC
- .520" dia. black cap



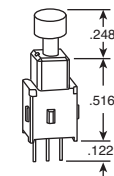
RoHS Compliant

For quantities of 500 and up, call for quote.

MOUSER STOCK NO.	NKK Part No.	Fig.	Circuit () = Momentary	Terminal	Price Each			
					1	25	50	100
633-WB12S-RO	WB12S-DA-RO	K	SPDT On-None-On	Solder lug	16.54	15.20	13.41	12.94
633-WB12T-RO	WB12T-DA-RO	K	SPDT On-None-On	Screw lug	17.24	15.84	14.47	13.98
633-WB12L-RO	WB12L-DA-RO	K	SPDT On-None-On	Wire leads	27.32	25.04	21.41	20.96
633-WB15S-RO	WB15S-DA-RO	K	SPDT On-None-(On)	Solder lug	17.24	15.84	14.47	13.98
633-WB15T-RO	WB15T-DA-RO	K	SPDT On-None-(On)	Screw lug	17.96	16.51	14.55	14.21
633-WB15L-RO	WB15L-DA-RO	K	SPDT On-None-(On)	Wire leads	28.04	25.69	21.58	20.96

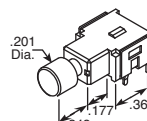
DIMENSIONS: in.

A



Shown w/optional cap AT475

B

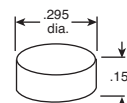


Shown w/optional cap AT475

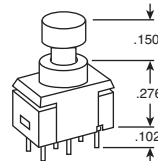
C



D

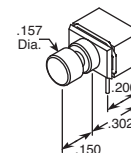


E



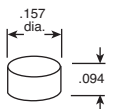
Shown w/optional cap AT4063

F

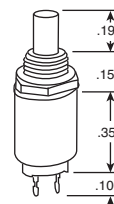


Shown w/optional cap AT4063

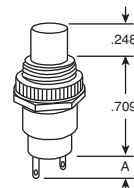
G



H

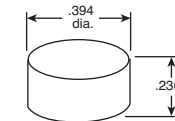


I



Dimension A:
SB4011NOM = .157
SB4011NCM = .197

J



K

