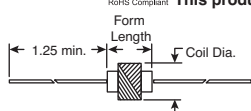


BOURNS / J.W. MILLER Chokes and Coils



J.W. Miller 70F SERIES RF CHOKES

- Specifications:**
- Varnish impregnated
 - Core material: L ≤ 15000μH, iron
L ≥ 33000μH, ferrite



This product is RoHS compliant.

DIMENSIONS: in.

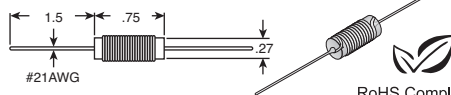
For quantities of 500 and up, call for quote.

MOUSER STOCK NO.	L (μH)	Q Min.	Fo Min.	Rdc Max. Ohms	Idc Max mA	Coil Dia. Max.	Form Length	Price Each		
								1	25	50
542-70F106-RC	1.0	41	118.0	0.048	2041	.165	.25	1.01	.66	.60
542-70F226-RC	2.2	43	87.0	0.156	1132	.16	.25	1.01	.66	.60
542-70F336-RC	3.3	40	66.0	0.24	912	.15	.25	1.01	.66	.60
542-70F476-RC	4.7	43	53.0	0.457	661	.15	.25	1.01	.66	.60
542-70F686-RC	6.8	40	49.0	0.624	566	.15	.25	1.01	.66	.60
542-70F105-RC	10	36	19.0	1.56	277	.16	.25	1.18	.89	.75
542-70F225-RC	22	51	13.0	2.28	229	.165	.25	1.18	.89	.75
542-70F335-RC	33	50	10.0	2.76	208	.17	.25	1.18	.89	.75
542-70F395-RC	39	48	9.3	3.36	188	.175	.25	1.18	.89	.75
542-70F475-RC	47	44	9.1	3.36	188	.175	.25	1.18	.89	.75
542-70F104-RC	100	25	3.6	7.68	139	.165	.25	1.80	1.35	1.02
542-70F474-RC	470	35	1.8	16.3	95	.185	.25	1.80	1.35	1.02
542-70F504-RC	500	49	1.8	18.0	91	.195	.25	1.52	1.14	.95
542-70F824-RC	820	33	1.6	22.9	80	.21	.25	1.52	1.14	.95
542-70F103-RC	1000	30	1.4	24.0	79	.225	.25	1.76	1.37	1.01
542-70F223-RC	2200	40	0.96	45.6	57	.24	.25	1.76	1.37	1.01
542-70F253-RC	2500	48	0.96	45.6	57	.26	.38	1.76	1.37	1.01
542-70F333-RC	3300	52	0.8	51.6	53	.26	.38	1.76	1.37	1.01
542-70F473-RC	4700	49	0.68	68.8	48	.285	.38	1.76	1.37	1.01
542-70F102-RC	10000	41	0.52	101.0	38	.335	.38	1.76	1.25	1.25
542-70F152-RC	15000	50	0.32	113.0	47	.3	.50	1.75	1.25	1.25
542-70F332-RC	33000	61	0.232	134.0	43	.353	.63	1.75	1.25	1.25
542-70F502-RC	50000	57	0.196	175.0	37	.4	.63	1.75	1.25	1.25
542-70F101-RC	100000	48	0.157	278.0	29	.446	.63	2.79	2.56	2.33

J.W. Miller AXIAL LEADED RF CHOKES

Phenolic Core

- Specifications:**
- Inductive tolerance: ±10% (except 542-4602 is ±20%)
 - Varnish impregnated



RoHS Compliant

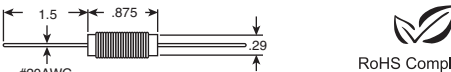
DIMENSIONS: in.

For quantities of 500 and up, call for quote.

MOUSER STOCK NO.	L (μH)	Q Min.	Test Freq MHz	Fo Min. MHz	Rdc Max.	Idc Max mA	Price Each		
							1	25	50
542-4602-RC	1.0	60	7.9	190	.05	2000	3.23	3.03	2.83
542-4604-RC	1.5	58	7.9	149	.093	1800	1.59	1.49	1.39
542-4606-RC	2.4	56	7.9	120	.19	1500	3.23	3.03	2.83
542-4608-RC	3.9	60	7.9	93	.45	1000	1.59	1.49	1.39
542-4609-RC	5.5	57	7.9	80	.67	850	3.23	3.03	2.83
542-4610-RC	6.2	57	7.9	76	.83	700	3.23	3.03	2.83
542-4611-RC	8.2	57	7.9	65	1.2	600	1.59	1.49	1.39
542-4612-RC	10.0	36	2.5	61	1.5	500	2.90	2.75	2.47

Iron Core

- Specifications:**
- Inductive tolerance: ±5%
 - Varnish impregnated



RoHS Compliant

DIMENSIONS: in.

For quantities of 500 and up, call for quote.

MOUSER STOCK NO.	L (μH)	Q Min.	Test Freq MHz	Fo Min. MHz	Rdc Max.	Idc Max mA	Price Each		
							1	25	50
542-4622-RC	10	69	2.5	40	0.11	1500	3.23	3.03	2.83
542-4624-RC	15	62	2.5	33	0.17	1000	1.59	1.49	1.39
542-4626-RC	24	65	2.5	25	0.34	800	3.23	3.03	2.83
542-4629-RC	55	72	2.5	17	1.0	500	3.23	3.03	2.83
542-4630-RC	62	83	2.5	16	1.2	475	3.23	3.03	2.83
542-4631-RC	82	85	2.5	13	1.9	450	3.23	3.03	2.83
542-4632-RC	100	107	.79	12	3.0	400	1.59	1.49	1.39

J.W. Miller HEAVY DUTY HASH CHOKES

Special Features:

- Low cost, low DCR
- High current capacity
- Varnish coated
- Operating temperature -55 to +105°C
- Ideal for use as EMI filter, output choke, smoothing coil
- Current to cause 10% maximum inductance drop or 35°C maximum temperature rise

Specifications:

- L ≤ 4μH measured on Q meter @ 7.9MHz
- L ≥ 40μH measured on 1kHz bridge
- Inductive tolerance: ±20%



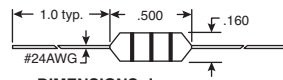
RoHS Compliant

For quantities of 50 and up, call for quote.

MOUSER STOCK NO.	L (μH)	Rdc Max. Ohms	Idc Max Amps	Coil Dia. Max.	Form Length	Core Material	Price Each		
							1	25	50
542-5218-RC	3.35	.01	20	.6	1.25	Iron	3.55	2.03	1.78
542-5219-RC	4.9	.016	15	.6	1.25	Iron	3.55	2.03	1.78
542-5220-RC	8.8	.021	10	.56	1.25	Iron	3.55	2.03	1.78
542-5230-RC	4	.012	8	.38	.875	Ferrite	2.26	1.28	1.13
542-5240-RC	40	.082	3	.31	1.25	Ferrite	1.85	1.05	.93
542-5248-RC	68	.054	5	.56	1.25	Ferrite	1.85	1.05	.93
542-5250-RC	100	.216	2	.38	1.25	Ferrite	2.26	1.28	1.13
542-5252-RC	125	.08	3.5	.5	1.25	Ferrite	2.26	1.28	1.13
542-5254-RC	250	.17	2.5	.44	1.25	Ferrite	2.26	1.28	1.13
542-5256-RC	500	.26	2	.56	1.25	Ferrite	1.85	1.05	.93
542-5258-RC	1000	.55	1	.5	1.25	Ferrite	1.85	1.05	.93

J.W. Miller MINIATURE HIGH CURRENT RF CHOKES

- Specifications:**
- Epoxy conformal coated
 - Operating temperature: -55°C to +105°C



RoHS Compliant

5300 Series

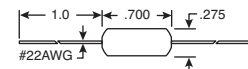
DIMENSIONS: in.

For quantities of 50 and up, call for quote.

MOUSER STOCK NO.	L (μH)	Inductive Tolerance	Incr I mA	Fo Min. MHz	Rdc Max. Ohms	Idc Max mA	Price Each		
							1	25	50
542-5300-01-RC	1.0	10%	3000	190.0	0.018	3300	1.01	.95	.88
542-5300-03-RC	1.5	10%	2500	160.0	0.020	3100	1.01	.95	.88
542-5300-10-RC	5.6	10%	1300	64.0	0.074	1600	1.01	.95	.88
542-5300-13-RC	10	10%	970	25.0	0.095	1500	1.01	.95	.88
542-5300-17-RC	22	10%	640	8.4	0.19	1000	1.01	.95	.88
542-5300-19-RC	33	10%	530	7.6	0.24	910	1.01	.95	.88
542-5300-21-RC	47	10%	430	6.0	0.35	760	1.01	.95	.88
542-5300-25-RC	100	10%	300	3.9	0.67	550	1.01	.95	.88
542-5300-27-RC	150	10%	250	3.2	1.2	410	1.01	.95	.88
542-5300-29-RC	220	10%	200	2.3	1.9	320	1.01	.95	.88
542-5300-32-RC	390	10%	150	1.7	3.0	260	1.01	.95	.88
542-5300-33-RC	470	10%	140	1.4	3.4	240	1.01	.95	.88

J.W. Miller HIGH CURRENT RF CHOKES

- Specifications:**
- Coils finished with sleeving VW1 Rated
 - Inductance measured @ 1kHz
 - Operating temperature: -55°C to +105°C



RoHS Compliant

5800 Series

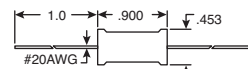
DIMENSIONS: in.

For quantities of 50 and up, call for quote.

MOUSER STOCK NO.	L (μH)	Inductive Tolerance	Rdc Max. Ohms @ +20°C	Saturation Current DC Amps	Suggested Rated Current AC	Price Each		
						1	25	50
542-5800-3R9-RC	3.9	10%	0.019	7.3	1.28	1.33	.99	.83
542-5800-8R2-RC	8.2	10%	0.028	4.5	1.28	1.33	.99	.83
542-5800-100-RC	10	10%	0.033	4.1	1.28	1.33	.99	.83
542-5800-470-RC	47	10%	0.109	1.8	0.804	1.33	.99	.83
542-5800-560-RC	56	10%	0.140	1.7	0.804	1.33	.99	.83
542-5800-820-RC	82	10%	0.152	1.4	0.804	1.33	.99	.83
542-5800-101-RC	100	10%	0.208	1.2	0.632	1.33	.99	.83
542-5800-121-RC	120	10%	0.283	1.1	0.508	1.33	.99	.83
542-5800-151-RC	150	10%	0.340	1.0	0.508	1.33	.99	.83
542-5800-181-RC	180	10%	0.362	0.95	0.508	1.33	.99	.83
542-5800-221-RC	220	10%	0.430	0.86	0.508	1.33	.99	.83
542-5800-271-RC	270	10%	0.557	0.77	0.400	1.33	.99	.83
542-5800-331-RC	330	10%	0.665	0.70	0.400	1.33	.99	.83
542-5800-391-RC	390	10%	0.772	0.64	0.400	1.33	.99	.83
542-5800-471-RC	470	10%	1.15	0.59	0.315	1.33	.99	.83
542-5800-102-RC	1000	10%	2.30	0.40	0.200	1.33	.99	.83
542-5800-152-RC	1500	10%	3.45	0.33	0.158	1.33	.99	.83
542-5800-222-RC	2200	10%	4.48	0.27	0.158	1.33	.99	.83
542-5800-472-RC	4700	10%	10.5	0.18	0.100	1.33	.99	.83
542-5800-682-RC	6800	10%	16.3	0.151	0.082	1.33	.99	.83
542-5800-103-RC	10000	10%	26.4	0.125	0.050	1.33	.99	.83

Special Features:

- High current capacity
- Low DCR
- Ferrite bobbin core



RoHS Compliant

DIMENSIONS: in.

For quantities of 50 and up, call for quote.

5900 Series

MOUSER STOCK NO.	L (μH)	Inductive Tolerance	Rdc Max. Ohms @ +20°C	Saturation Current DC Amps	Suggested Rated Current AC	Price Each		
						1	25	50
542-5900-100-RC	10	10%	0.017	8.70	4.0	2.03	1.89	1.76
542-5900-220-RC	22	10%	0.026	6.07	4.0	2.03	1.89	1.76
542-5900-470-RC	47	10%	0.035	3.98	4.0	2.03	1.89	1.76
542-5900-560-RC	56	10%	0.037	3.66</				