

BOURNS / J.W. MILLER Chokes

RoHS Compliant This product is RoHS compliant.



77F SERIES CONFORMAL COATED CHOKES

Specifications:

- Epoxy coated
- Working voltage: 250VDC (max.)
- Operating temperature: -20°C to +105°C
- Core material: ferrite

- Leads: tinned copper wire
- High Q and self resonant frequency
- Low DCR

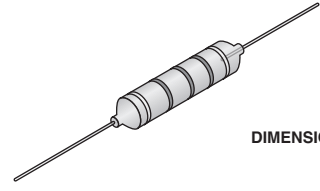
- Dielectric strength 500Vrms
- Color bands (EIA standard)



RoHS Compliant

For quantities of 2000 and up, call for quote.

MOUSER STOCK NO.	J.W. Miller Part No.	L (μH)	Inductive Tolerance	Q Min	Test Freq MHz	SFR Min. MHz	DCR Min. Ohms	Idc Max mA	Price Each				
									1	50	100	500	1000
542-77F6R8-RC	77F6R8K-RC	6.8	10%	75	7.9	68	0.48	550	.17	.14	.13	.12	.11
652-77F100K-TR-RC	77F100K-TR-RC	10	10%	85	7.9	45	0.58	500	.18	.16	.14	.13	.12
542-77F270-RC	77F270K-RC	27	10%	55	2.5	7.6	0.94	390	.17	.14	.13	.12	.11
542-77F330-RC	77F330J-RC	33	5%	55	2.5	6.3	1.03	370	.17	.14	.13	.12	.11
542-77F470-RC	77F470J-RC	47	5%	45	2.5	6.3	1.22	340	.17	.14	.13	.12	.11
542-77F820-RC	77F820J-RC	82	5%	35	2.5	5.3	1.62	290	.17	.14	.13	.12	.11
542-77F101-RC	77F101J-RC	100	5%	30	2.5	4.8	1.8	275	.18	.16	.14	.13	.12
652-77F221J-TR-RC	77F221J-TR-RC	220	5%	70	0.79	3	5.1	155	.17	.14	.13	.12	.11
542-77F331-RC	77F331J-RC	330	5%	65	0.79	2.6	6.4	137	.17	.14	.13	.12	.11
542-77F391-RC	77F391J-RC	390	5%	65	0.79	2.4	7	133	.17	.14	.13	.12	.11
542-77F102-RC	77F102J-RC	1000	5%	50	0.79	1.4	14	100	.18	.16	.14	.13	.12



DIMENSIONS: in.

Inductors

J.W. Miller



78F SERIES CONFORMAL COATED CHOKES

Specifications:

- Epoxy coated
- Working voltage: 250VDC (max.)
- Operating temperature: -20°C to +105°C
- Core material: ferrite

- Leads: tinned copper wire
- High Q and self resonant frequency
- Low DCR

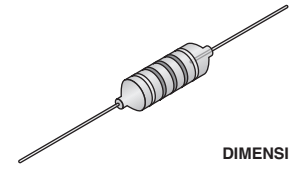
- Dielectric strength 500Vrms
- Color bands (EIA standard)



RoHS Compliant

For quantities of 2000 and up, call for quote.

MOUSER STOCK NO.	J.W. Miller Part No.	L (μH)	Inductive Tolerance	Q Min	Test Freq MHz	SFR Min. MHz	DCR Min. Ohms	Idc Max mA	Price Each				
									1	50	100	500	1000
542-78F68-RC	78F68K-RC	0.68	10%	40	25	250	0.12	495	.17	.14	.13	.12	.11
542-78F10-RC	78F10K-RC	1	10%	40	25	180	0.15	385	.17	.14	.13	.12	.11
542-78F10-RC	78F10K-RC	1	10%	40	25	180	0.15	385	.17	.14	.13	.12	.11
542-78F1R8-RC	78F1R8K-RC	1.8	10%	50	7.9	125	0.25	455	.17	.14	.13	.12	.11
542-78F2R7-RC	78F2R7K-RC	2.7	10%	50	7.9	95	0.3	355	.17	.14	.13	.12	.11
542-78F3R3-RC	78F3R3J-RC	3.3	5%	50	7.9	70	0.34	270	.17	.14	.13	.12	.11
542-78F4R7-RC	78F4R7J-RC	4.7	5%	45	7.9	50	0.35	230	.17	.14	.13	.12	.11
542-78F8R2-RC	78F8R2J-RC	8.2	5%	40	7.9	28	0.55	155	.17	.14	.13	.12	.11
542-78F10-RC	78F10J-RC	10	5%	40	7.9	22	0.72	130	.17	.14	.13	.12	.11
542-78F12-RC	78F12J-RC	12	5%	45	2.5	20	0.8	155	.17	.14	.13	.12	.11
542-78F22-RC	78F22J-RC	22	5%	50	2.5	13	1.2	140	.17	.14	.13	.12	.11
542-78F27-RC	78F27J-RC	27	5%	50	2.5	11	1.35	135	.17	.14	.13	.12	.11
542-78F33-RC	78F33J-RC	33	5%	50	2.5	10	1.5	193	.17	.14	.13	.12	.11
542-78F39-RC	78F39J-RC	39	5%	50	2.5	9.5	1.7	185	.17	.14	.13	.12	.11
542-78F47-RC	78F47J-RC	47	5%	60	2.5	8.5	2.3	167	.17	.14	.13	.12	.11
542-78F101-RC	78F101J-RC	100	5%	60	2.5	5.5	3.5	125	.17	.14	.13	.12	.11
542-78F121-RC	78F121J-RC	120	5%	60	0.79	5.4	3.8	100	.17	.14	.13	.12	.11
542-78F221-RC	78F221J-RC	220	5%	60	0.79	4	5.7	76	.17	.14	.13	.12	.11
542-78F471-RC	78F471J-RC	470	5%	60	0.79	2.5	11.6	53	.17	.14	.13	.12	.11



DIMENSIONS: in.



9230 SERIES MOLDED RF CHOKES

Specifications:

- Meets MIL Spec: MIL-C-15305, MS75083, MS75084, MS75085
- Inductive tolerance: ±10%

- Miniature size
- Injection molded
- Flame retardant

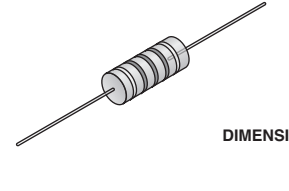
- Dielectric strength 1000VRMS
- Operating temperature: -55°C to +125°C



RoHS Compliant

For quantities of 2000 and up, call for quote.

MOUSER STOCK NO.	J.W. Miller Part No.	L (μH)	Q Min	Test Freq MHz	SFR Min. MHz	DCR Min. Ohms	Idc Max mA	Price Each				
								1	50	100	500	1000
542-9230-94-RC	9230-94-RC	0.1	40	25	690	0.07	1100	1.04	.62	.55	.53	.50
542-9230-00-RC	9230-00-RC	0.15	38	25	600	0.1	1100	1.04	.62	.55	.53	.50
542-9230-04-RC	9230-04-RC	0.22	33	25	510	0.14	935	1.04	.62	.55	.53	.50
542-9230-10-RC	9230-10-RC	0.39	30	25	380	0.3	640	1.04	.62	.55	.53	.50
542-9230-12-RC	9230-12-RC	0.47	30	25	340	0.35	590	1.04	.62	.55	.53	.50
542-9230-14-RC	9230-14-RC	0.56	30	25	300	0.5	495	1.04	.62	.55	.53	.50
542-9230-16-RC	9230-16-RC	0.68	28	25	275	0.6	450	1.04	.62	.55	.53	.50
542-9230-20-RC	9230-20-RC	1	25	25	230	1	350	1.04	.62	.55	.53	.50
542-9230-32-RC	9230-32-RC	3.3	45	7.9	90	0.85	380	1.04	.62	.55	.53	.50
542-9230-34-RC	9230-34-RC	3.9	45	7.9	82	1	350	1.04	.62	.55	.53	.50
542-9230-36-RC	9230-36-RC	4.7	45	7.9	75	1.2	320	1.04	.62	.55	.53	.50
542-9230-44-RC	9230-44-RC	10	55	7.9	50	3.7	180	1.04	.62	.55	.53	.50
542-9230-52-RC	9230-52-RC	22	50	2.5	25	3.3	190	1.04	.62	.55	.53	.50
542-9230-56-RC	9230-56-RC	33	45	2.5	24	3.4	187	1.23	.75	.66	.64	.60
542-9230-64-RC	9230-64-RC	68	50	2.5	15	6.7	135	1.23	.75	.66	.64	.60
542-9230-68-RC	9230-68-RC	100	50	2.5	13	8	125	1.23	.75	.66	.64	.60
542-9230-70-RC	9230-70-RC	120	30	0.79	12	13	97	1.23	.75	.66	.64	.60



DIMENSIONS: in.



9250 SERIES SHIELDED MOLDED RF CHOKES

Specifications:

- Meets MIL Spec: MIL-C-15305, MS75088, MS75089, MS90537
- Electromagnetic shielding
- Inductive tolerance: ±10%

- High Q, high reliability
- Magnetic shielded for low radiation
- Injection molded
- Flame retardant

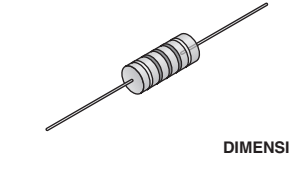
- Dielectric strength 1000VRMS
- Operating temperature: -55°C to +125°C



RoHS Compliant

For quantities of 2000 and up, call for quote.

MOUSER STOCK NO.	J.W. Miller Part No.	L (μH)	Q Min	Test Freq MHz	SFR Min. MHz	DCR Min. Ohms	Idc Max mA	Price Each				
								1	50	100	500	1000
652-9250A-102-RC	9250-102-RC	1	44	25	140	0.07	1070	1.84	1.56	1.33	1.15	1.01
652-9250A-222-RC	9250-222-RC	2.2	44	7.9	100	0.19	650	1.84	1.56	1.33	1.15	1.01
652-9250A-472-RC	9250-472-RC	4.7	44	7.9	70	0.55	380	1.84	1.56	1.33	1.15	1.01
652-9250A-103-RC	9250-103-RC	10	50	7.9	46	1.62	220	1.84	1.56	1.33	1.15	1.01
652-9250A-223-RC	9250-223-RC	22	45	2.5	41	0.96	290	1.84	1.56	1.33	1.15	1.01
652-9250A-473-RC	9250-473-RC	47	50	2.5	27	2.11	195	1.84	1.56	1.33	1.15	1.01
652-9250A-104-RC	9250-104-RC	100	50	2.5	10	3.12	160	1.84	1.56	1.33	1.15	1.01
652-9250A-224-RC	9250-224-RC	220	55	0.79	7.5	5	125	1.84	1.56	1.33	1.15	1.01
652-9250A-474-RC	9250-474-RC	470	60	0.79	5.7	9.5	92	1.84	1.56	1.33	1.15	1.01
652-9250A-105-RC	9250-105-RC	1000	60	0.79	3.8	17.5	70	1.84	1.56	1.33	1.15	1.01
652-9250A-225-RC	9250-225-RC	2200	45	0.25	0.97	33.8	50	1.84	1.56	1.33	1.15	1.01
652-9250A-106-RC	9250-106-RC	10000	40	0.25	0.47	137	24	1.84	1.56	1.33	1.15	1.01



DIMENSIONS: in.

