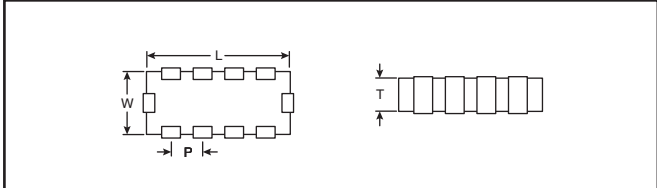
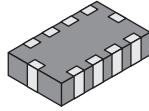


# AVX Feedthru 0805/1206 Capacitors

This product is RoHS compliant.



The Feedthru Capacitor Array contains four elements with a common ground connection. This makes them an ideal choice for multi-line designs needing EMI suppression, broadband I/O filtering or Vcc power line conditioning. Additional benefits are reduced component count and PCB space savings. The unique construction provides low parallel inductance and offers excellent decoupling capability for all high di/dt environments. It provides significant noise reduction in digital circuits to <5 GHz.



DIMENSIONS: mm (in.)

Case	L	W	T	P
1206	3.25±0.15 (0.128±.006)	1.6±0.2 (0.063±.008)	1.22 max. (.048 max.)	0.76 ref. (.030 ref.)
0805	2.10±0.15 (0.083±.006)	1.30±0.2 (.051±.006)	1.02 max. (.040 max.)	.50 ref. (.020 ref.)

### Specifications :

- Capacitance tolerance: +50%, -20%
- Current rating 300mA
- Insulation resistance: 1000MΩ
- DC resistance: <0.6Ω
- Operating temperature range: -55 to +125°C

Ceramic Caps, SMD

## AVX W3F4 SERIES: 4 ELEMENT 1206 FEEDTHRU ARRAY

MOUSER STOCK NO.	AVX Part Number	Typical Cap. (pF)	Voltage Rating (V)	Dielectric	Roll Off Freq. (MHz)	Center Freq. (MHz)	10dB Point (MHz)	20dB Range (MHz)		Price Each				
								Min Freq.	Max Freq.	1	25	100	500	1000
581-W3F41A2208AT1F	W3F41A2208AT1F	22	100	COG (NP0)	270	2640	970	1780	3500	1.88	1.50	1.13	.75	.68
581-W3F41A4708AT1F	W3F41A4708AT1F	47	100	COG (NP0)	65	2000	185	600	3400	1.88	1.50	1.13	.75	.564
581-W3F41A1018AT1F	W3F41A1018AT1F	100	100	COG (NP0)	65	2030	185	560	3500	1.88	1.50	1.13	.75	.564
581-W3F45C2218AT1F	W3F45C2218AT1F	220	50	X7R	35	1885	120	470	3300	1.88	1.50	1.13	.75	.68
581-W3F45C4718AT1F	W3F45C4718AT1F	470	50	X7R	20	1860	60	220	3500	1.88	1.50	1.13	.75	.564

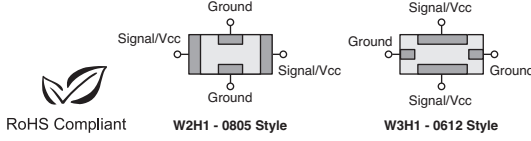
## AVX W2F4 SERIES: 4 ELEMENT 0805 FEEDTHRU ARRAY

MOUSER STOCK NO.	AVX Part Number	Typical Cap. (pF)	Voltage Rating (V)	Dielectric	Roll Off Freq. (MHz)	Center Freq. (MHz)	10dB Point (MHz)	20dB Range (MHz)		Price Each				
								Min Freq.	Max Freq.	1	25	100	500	1000
581-W2F43A2208AT1F	W2F43A2208AT1F	22	25	COG (NP0)	208	4750	616	1407	7300	1.11	.93	.83	.74	.65
581-W2F43A4708AT1F	W2F43A4708AT1F	47	25	COG (NP0)	110	2750	330	900	4600	1.11	.93	.83	.74	.65
581-W2F43A1018AT1F	W2F43A1018AT1F	100	25	COG (NP0)	60	1300	179	501	7200	1.11	.93	.83	.74	.65

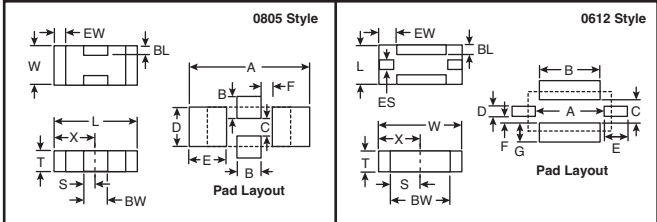
## AVX W2H/W3H SERIES HIGH CURRENT FEEDTHRU CAPACITORS

High current feedthru capacitors are designed as a broadband EMI filter that is specially designed to have high current handling capability. These SMT feedthru filters offer an optimized frequency response with high attenuation across a wide RF spectrum due to optimized parallel and series inductances.

- Applications:**
- Power amplifier (PA) decoupling
  - DC/DC converters
  - Power supervisory circuits
  - Digital to RF block filtering
  - Telecom
  - LCD displays
  - Charge pump converters



DIMENSIONS: mm (in.)



### Key Features/Benefits:

- SMD device
- Broadband filtering
- Operates at frequencies up to 5GHz
- Attenuation of >30dB

Case	L	W	T	BW	BL	ES	EW	X	S
0805	2.01 ± 0.20 (.079 ± .008)	1.25 ± 0.20 (.049 ± .008)	1.14 max. (.045 max.)	0.46 ± 0.10 (.018 ± .004)	0.18 + 0.25 - 0.08 (.007 + .010 - .003)	- - -	0.25 ± 0.13 (.010 ± .005)	1.02 ± 0.10 (.040 ± .004)	0.23 ± 0.05 (.009 ± .002)
0612	1.60 ± 0.20 (.063 ± .008)	3.20 ± 0.20 (.126 ± .008)	1.22 max. (.048 max.)	2.80 ± .127 (.110 ± .005)	0.18 + 0.25 - 0.08 (.007 + .010 - .003)	0.41 ± 0.10 (.016 ± .004)	0.41 ± 0.10 (.016 ± .004)	1.60 ± 0.10 (.063 ± .004)	1.40 ± 0.07 (.055 ± .003)

### Pad Layout Dimensions

Case	A	B	C	D	E	F	G
0805	3.45 (.136)	0.51 (.020)	0.76 (.030)	1.27 (.050)	1.02 (.040)	0.46 (.018)	- - -
0612	2.54 (.100)	3.05 (.120)	1.12 (.044)	.460 (.018)	.610 (.024)	.330 (.013)	.710 (.028)

### 0805

MOUSER STOCK NO.	AVX Part Number	Typical Capacitance (pF)	Voltage Rating (V)	Dielectric	Current (A)	Tolerance ±	Price Each				
							1	25	100	500	1000
581-W2H13C1048AT1F	W2H13C1048AT1F	100000	25	X7R	2	+50%-20%	1.11	.88	.66	.60	.55
581-W2H15C4738AT1F	W2H15C4738AT1F	47000	50	X7R	2	+50%-20%	1.11	.88	.66	.60	.55
581-W2H15C2238AT1F	W2H15C2238AT1F	22000	50	X7R	1	+50%-20%	1.11	.88	.66	.60	.55
581-W2H15C1038AT1F	W2H15C1038AT1F	10000	50	X7R	1	+50%-20%	1.11	.88	.66	.60	.55
581-W2H15C1028AT1F	W2H15C1028AT1F	1000	50	X7R	1	+50%-20%	1.11	.88	.66	.60	.55
581-W2H11A4718AT1F	W2H11A4718AT1F	470	100	COG (NPO)	0.5	+50%-20%	.68	.61	.54	.47	.41
581-W2H11A2218AT1F	W2H11A2218AT1F	220	100	COG (NPO)	0.5	+50%-20%	.68	.61	.54	.47	.41
581-W2H11A1018AT1F	W2H11A1018AT1F	100	100	COG (NPO)	0.5	+50%-20%	.68	.61	.54	.47	.41
581-W2H11A4708AT1F	W2H11A4708AT1F	47	100	COG (NPO)	0.5	+50%-20%	.68	.61	.54	.47	.41
581-W2H11A2208AT1F	W2H11A2208AT1F	22	100	COG (NPO)	0.5	+50%-20%	.68	.61	.54	.47	.41

### 0612

MOUSER STOCK NO.	AVX Part Number	Typical Capacitance (pF)	Voltage Rating (V)	Dielectric	Current (A)	Tolerance ±	Price Each				
							1	25	100	500	1000
581-W3H13C1048AT1F	W3H13C1048AT1F	100000	25	X7R	up to 5	+50%-20%	.68	.61	.54	.47	.41
581-W3H15C4738AT1F	W3H15C4738AT1F	47000	50	X7R	up to 5	+50%-20%	.88	.77	.66	.55	.44
581-W3H15C2238AT1F	W3H15C2238AT1F	22000	50	X7R	up to 4	+50%-20%	.68	.61	.54	.47	.41
581-W3H15C1038AT1F	W3H15C1038AT1F	10000	50	X7R	up to 3	+50%-20%	.68	.61	.54	.47	.41
581-W3H11A4718AT1F	W3H11A4718AT1F	470	100	COG (NPO)	up to 4	+50%-20%	.68	.61	.54	.47	.41
581-W3H11A2218AT1F	W3H11A2218AT1F	220	100	COG (NPO)	up to 4	+50%-20%	.68	.61	.54	.47	.41
581-W3H11A1018AT1F	W3H11A1018AT1F	100	100	COG (NPO)	up to 4	+50%-20%	.68	.61	.54	.47	.41
581-W3H11A4708AT1F	W3H11A4708AT1F	47	100	COG (NPO)	up to 3	+50%-20%	.68	.61	.54	.47	.41
581-W3H11A2208AT1F	W3H11A2208AT1F	22	100	COG (NPO)	up to 3	+50%-20%	.68	.61	.54	.47	.41

© Copyright 2009 Mouser Electronics

© Copyright 2009 Mouser Electronics

