

# MAXWELL Ultracapacitors



This product is RoHS compliant.



NEW SUPPLIER

Supercapacitors

Maxwell

NEW SUPPLIER

NEW SUPPLIER

NEW SUPPLIER

## PC SERIES 10F ULTRACAPACITORS

Maxwell's UL recognized PC10 ultracapacitor is ideal for consumer electronics, automotive subsystems, wireless transmission, medical devices, automatic meter readers, and many other applications requiring a pulse of energy that cannot be efficiently provided by a battery or power supply alone. The PC10 works in tandem with batteries for applications that require both a constant low power discharge for continual function and a pulse power for peak loads. In these applications, the device relieves batteries of peak power functions resulting in an extension of battery life and a reduction of overall battery size and cost. The PC10 is also an ideal source of back-up and pulse power. It can provide extended power availability, allowing critical information and functions to remain available during dips, sags, and outages in a power supply or battery change. And, like all BOOSTCAP products, the PC10 is capable of accepting charges at the identical rate of discharge.

### Features and Benefits:

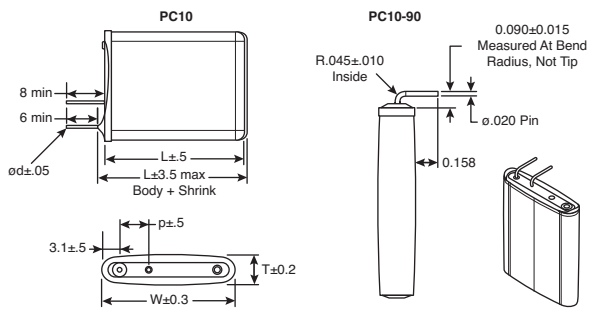
- Over 500,000 duty cycles
- 10 year life capability
- Hermetically sealed, stainless steel construction
- Low profile prismatic design
- Higher energy vs. electrolytic capacitors
- Higher power vs. batteries
- UL recognized
- RoHS compliant

### Applications:

- Automatic meter readers
- Automatic subsystems
- Back up power for soft shut down requirements
- Digital cameras and consumer electronics
- Wireless transmissions
- NASA space qualified



RoHS Compliant



MOUSER STOCK NO.		Capacitance		Voltage		Vol (I)	Dimensions: mm					Price Each		
Mfr.	Mfr. Part No.	Nominal	Tol.	Rated	Surge		L	W	T	d	p	1	5	10
723	—PC10	10F	±20%	2.5V	2.7V	0.003	29.6	23.6	4.8	0.5	5.1	12.25	9.50	8.75
723	—PC1090	10F	±20%	2.5V	2.7V	0.003	29.6	23.6	4.8	0.5	5.1	12.50	9.75	9.05

## BC SERIES BOOSTCAP® ULTRACAPACITORS

The BC series ultracapacitor product line gives industrial customers a wide range of choices to meet their energy storage and power delivery requirements. The 350F Energy cell provides higher energy for longer discharge applications, while the 310F Power cell provides higher power for fast discharge applications. The cells are specifically engineered to provide cost effective solutions for automotive subsystems, UPS, renewable energy and portable consumer products.

### Features and Benefits:

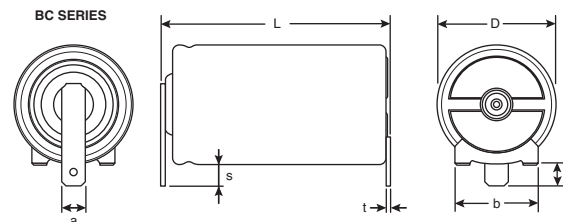
- Dimensions similar to EN 60086-2 & EN 60285
- Ultra-low internal resistance
- UL recognized
- Resistant against reverse polarity
- 500,000 cycles
- 10 year life capability
- Round, double ended design

### Applications:

- Automotive subsystems
- Consumer electronics
- Portable power tools
- Renewable energy systems
- Short term UPS and telecommunications



RoHS Compliant



MOUSER STOCK NO.		Capacitance		Voltage		Vol (I)	Dimensions: mm							Price Each		
Mfr.	Mfr. Part No.	Nominal	Tol.	Rated	Surge		L	W	a	b	c	s	t	1	5	10
723	—BCAP0350E250	350F	±20%	2.5V DC	2.5V DC	0.05	62	33	6.4	22.9	5.9	6.2	0.8	23.00	21.00	19.00
723	—BCAP0310P250	310F	±20%	2.7V DC	2.7V DC	0.053	62	33	6.4	22.9	5.9	6.9	0.8	25.27	22.74	21.60

## HC POWER SERIES 25F - 150F ULTRACAPACITORS

### Features and Benefits:

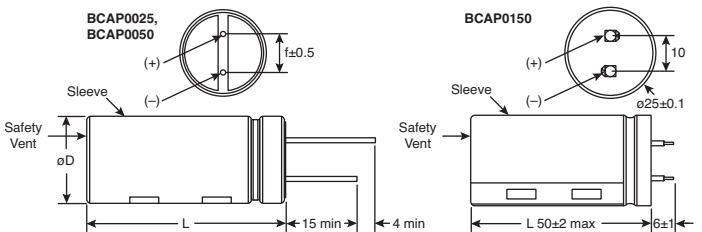
- Ultra-low internal resistance
- Two pin radial lead
- Resistant against reverse polarity
- 500,000 cycles
- 10 year life capability
- Proprietary material science and packaging technology

### Applications:

- Consumer electronics
- Industrial and automation
- Portable power tools
- Renewable energy systems
- Short term UPS (uninterruptible power supply) and telecom systems



RoHS Compliant



MOUSER STOCK NO.		Capacitance		Voltage		Vol (I)	Mass (g)	Dimensions: mm					Price Each		
Mfr.	Mfr. Part No.	Nominal	Tol.	Rated	Surge			L (+2mm max)	D	d	f	1	5	10	
723	—BCAP0025P270T01	25F	±20%	2.7V DC	2.85V DC	16x26	7	26	16	0.8	7.8	9.00	7.95	7.50	
723	—BCAP0050P270T01	50F	±20%	2.7V DC	2.85V DC	18x41	14	41	18	1	8	11.99	9.40	8.90	
723	—BCAP0150P270T01	150F	±20%	2.7V DC	2.85V DC	25x50	35	50	25	1.5	10	17.00	15.75	15.00	

## MC POWER SERIES BOOSTCAP® ULTRACAPACITORS

The Power-type ultracapacitor product line gives customers in the automotive and transportation sector a much wider range of choices to meet their energy storage and power delivery requirements. The cells are specifically engineered for hybrid vehicle drive trains, automotive subsystems and other heavy duty applications that require the lowest equivalent series resistance (ESR) and highest efficiency available. In addition to meeting or exceeding demanding automotive and transportation application requirements for both watt-hours of energy storage and watts of power delivery per kilogram, all of these products will perform reliably for more than one million discharge-recharge cycles. The proprietary architecture and material science on which BOOSTCAP® products are based ensure continued leadership in controlling costs, flexibility in product offerings and allow application specific performance tailoring. The cells operate at 2.7 volts, enabling them to store more energy and deliver more power per unit volume than any other commercially available ultracapacitor products.

### Features and Benefits:

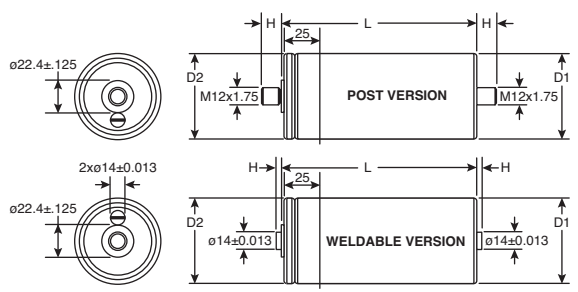
- 2.7 Volt Operating Voltage
- Ultra low internal resistance
- Over 1 million duty cycles
- Highest power performance available
- Lowest RC time constant
- Threaded terminal or weldable post versions

### Applications:

- Hybrid drive trains
- Automotive Subsystems
- Transportation
- Rail system power



RoHS Compliant



MOUSER STOCK NO.		Capacitance (F)	ESR, DC (mΩ)	ESR, 1kHz (mΩ)	Ic (mA)	Vol (I)	Mass (g)	Version	Dimensions: mm				Price Each		
Mfr.	Mfr. Part No.								L	H (±0.5mm)	D1 (±0.2mm)	D2 (±0.5=7mm)	1	5	10
723	—BCAP0650P270T04	650	0.80	0.60	1.5	0.211	0.20	Post	51.5 ±0.5	14.0	60.4	60.7	74.00	72.25	68.00
723	—BCAP0650P270T05	650	0.80	0.60	1.5	0.150	0.20	Weldable	51.5 ±0.5	3.18	60.4	60.7	72.25	68.00	49.95
723	—BCAP1200P270T04	1200	0.58	0.44	2.7	0.294	0.30	Post	74.0 ±0.3	14.0	60.4	60.7	93.00	89.00	75.00
723	—BCAP1200P270T05	1200	0.58	0.44	2.7	0.233	0.30	Weldable	74.0 ±0.3	3.18	60.4	60.7	93.00	89.00	75.00
723	—BCAP1500P270T04	1500	0.47	0.35	3.0	0.325	0.32	Post	85.0 ±0.3	14.0	60.4	60.7	75.15	71.39	69.25
723	—BCAP1500P270T05	1500	0.47	0.35	3.0	0.264	0.32	Weldable	85.0 ±0.3	3.18	60.4	60.7	75.15	71.39	69.25
723	—BCAP2000P270T04	2000	0.35	0.26	4.2	0.373	0.40	Post	102.0 ±0.3	14.0	60.4	60.7	83.32	79.98	77.58
723	—BCAP2000P270T05	2000	0.35	0.26	4.2	0.312	0.40	Weldable	102.0 ±0.3	3.18	60.4	60.7	83.32	79.98	77.58
723	—BCAP3000P270T04	3000	0.29	0.24	5.2	0.475	0.55	Post	138.0 ±0.3	14.0	60.4	60.7	95.00	92.00	89.24
723	—BCAP3000P270T05	3000	0.29	0.24	5.2	0.414	0.55	Weldable	138.0 ±0.3	3.18	60.4	60.7	95.00	92.00	89.24

