

KOA SMD Molded Current Sense Resistors

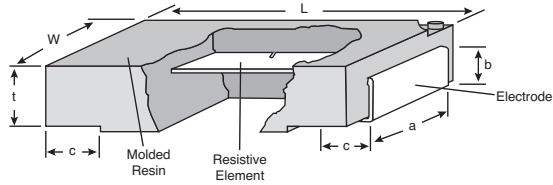


SL AND TSL SERIES RESISTORS

RoHS Compliant This product is RoHS compliant.

Features:

- Surface mount type
- Flameproof UL94-V-O molded polymer case
- Excellent dimension accuracy, mountability and shock resistance
- Suitable for flow, reflow and hand soldering
- Resistance Tolerance: 1%
- Operating Temperature Range: -55°C to +180°C
- 1000 Piece Reels



MOUSER STOCK NO.	Value Range	Price Each					Reel	
		1	25	100	1000	2000		
660-SL1TTE-Code	5m-1.0	.79	.70	.61	.58	.53		
660-SL2TTE-Code	5m-.357	1.13	1.00	.88	.75	.70		
660-SL3TTE-Code	5.1m-.357	1.35	1.20	1.05	1.00	.95		
		1	25	100	3000	6000		
660-TSL1TTE-Code	5m-1.0	.90	.88	.85	.78	.75		

Size Code	Dimensions: in. (mm)					
	L	W	t	a	b	c
SL1	.248 ± .012 (6.3 ± .30)	1.22 ± .008 (3.1 ± .20)	.075 ± .008 (1.9 ± .20)	.094 ± .008 (.24 ± .20)	.047 ± .012 (1.2 ± .30)	.047 ± .012 (1.2 ± .30)
SL2	.453 ± .012 (11.5 ± .30)	.276 ± .008 (7 ± .20)	.098 ± .008 (2.5 ± .20)	.197 ± .008 (5 ± .20)	.067 ± .02 (1.7 ± .50)	.102 ± .02 (2.6 ± .50)
SL3	.453 ± .012 (11.5 ± .30)	.276 ± .008 (7 ± .20)	.098 ± .008 (2.5 ± .20)	.197 ± .008 (5 ± .20)	.067 ± .02 (1.7 ± .50)	.102 ± .02 (2.6 ± .50)
TSL	.248 ± .012 (6.3 ± .30)	1.22 ± .008 (3.1 ± .20)	.039 ± .008 (1 ± .20)	.094 ± .008 (.24 ± .20)	.028 ± .008 (.70 ± .20)	.047 ± .012 (1.2 ± .30)

SMD Resistors

KOA Speer

Value (Ω)	Value Code	1 Watt	1 Watt	2 Watt	3 Watt
		SL1	TSL	SL2	SL3
5m	5L00F	X	X		
5.1m	5L10F	X	X	X	X
5.62m	5L62F	X	X	X	X
6.04m	6L04F	X	X		
6.19m	6L19F	X	X	X	X
6.8m	6L80F	X	X	X	X
7.50m	7L50F	X	X	X	X
8.00m	8L00F	X	X		
8.25m	8L25F	X	X	X	X
9.09m	9L09F	X	X		
10m	10L0F	X	X	X	X
11m	11L0F	X	X	X	X
12m	12L0F	X	X		
12.1m	12L1F	X	X	X	X
13m	13L0F	X	X	X	X
15m	15L0F	X	X	X	X
16.2m	16L2F	X	X	X	X
17.8m	17L8F	X	X	X	X
20.0m	20L0F	X	X	X	X
22.1m	22L1F	X	X	X	X
23.7m	23L7F	X	X	X	X

Value (Ω)	Value Code	1 Watt	1 Watt	2 Watt	3 Watt
		SL1	TSL	SL2	SL3
24.3m	24L3F	X	X	X	X
26.7m	26L7F	X	X	X	X
30.1m	30L1F	X	X	X	X
33.2m	33L2F	X	X	X	X
35.7m	35L7F	X	X	X	X
39.2m	39L2F			X	X
40.2m	40L2F	X	X		
43.2m	43L2F			X	X
47.5m	47L5F			X	X
50m	50L0F			X	X
51.0m	51L0F	X	X	X	X
56.2m	56L2F	X	X		
61.9m	61L9F	X	X	X	X
68.0m	68L0F	X	X		
75.0m	75L0F	X	X	X	X
82.5m	82L5F	X	X	X	X
90.9m	90L9F	X	X	X	X
0.1	R100F	X	X	X	X
0.11	R110F	X	X	X	X
0.121	R121F	X	X	X	X
0.13	R130F	X	X	X	X

Value (Ω)	Value Code	1 Watt	1 Watt	2 Watt	3 Watt
		SL1	TSL	SL2	SL3
0.15	R150F	X	X	X	X
0.162	R162F	X	X	X	X
0.221	R221F	X	X	X	X
0.237	R237F	X	X	X	X
0.243	R243F	X	X	X	X
0.267	R267F	X	X	X	X
0.301	R301F	X	X	X	X
0.332	R332F	X	X	X	X
0.357	R357F	X	X	X	X
0.392	R392F	X	X	X	X
0.432	R432F	X	X	X	X
0.475	R475F	X	X	X	X
0.51	R510F	X	X	X	X
0.562	R562F	X	X	X	X
0.619	R619F	X	X	X	X
0.68	R680F	X	X	X	X
0.75	R750F	X	X	X	X
0.825	R825F	X	X	X	X
0.909	R909F	X	X	X	X
1	1R00F	X	X	X	X

TLR AND UR73 SERIES CURRENT SENSING RESISTORS

Features for TLR:

- Metal plate current sensing
- Metal alloy, superior corrosion and heat resistance
- Applications include current sensing, voltage division and pulse applications
- Ultra low resistance (1mΩ-20mΩ)
- Marking: Black body color with marking (3A and 2B only) (3AW: 1mΩ only)

Features for UR73:

- Very low resistance, high precision reliability
- Suitable for reflow and flow soldering
- Utilization of thick film
- Low T.C.R. achieved (±100 ppm/°C)
- Marking: Indigo body color with white marking

MOUSER STOCK NO.	Power Rating	Price Each					Reel	
		1	25	100	1000	2000	5000	
660-UR732ATTD-Code	0.25W	.91	.82	.69	.62	.57	.51	
660-UR732BTDD-Code	0.25W	.91	.82	.69	.62	.57	.51	
660-TLR2BD-Code	0.5W	.81	.72	.63	.54	.50	.45	
		1	25	100	1000	2000	4000	
660-TLR2HD-Code	1W	.86	.76	.71	.67	.60	.52	
		1	25	100	1000	2000	5000	
660-TLR3ADTE-Code	1W	.94	.78	.65	.48	.37	.37	
660-TLR3AWD-Code	1W	1.06	.77	.63	.562	.532	.532	



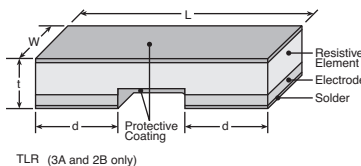
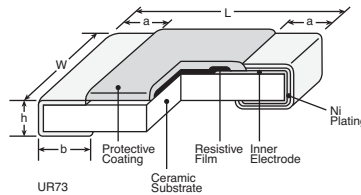
*Not all values available for each series

UR73 Series

Value (Ω)	Value Code
33m	33LF
36m	36LF
39m	39LF
43m	43LF
47m	47LF
51m	51LF
56m	56LF
62m	62LF
68m	68LF
75m	75LF
82m	82LF
91m	91LF
0.1	R10F

TLR Series

Value (Ω)	Value Code
1m	1L00F
2m	2L00F
3m	3L00F
4m	4L00F
5m	5L00F
6m	6L00F
7m	7L00F
8m	8L00F
9m	9L00F
10m	10L0F
11m	11L0F
12m	12L0F
13m	13L0F
15m	15L0F
16m	16L0F
18m	18L0F
20m	20L0F



UR73 Series

Size Code	Dimensions: in. (mm)				
	L	W	H	a	b
2A	.079 ± .008 (2 ± .02)	.049 ± .008 (1.25 ± .20)	.02 ± .004 (.05 ± .10)	.016 ± .008 (.04 ± .20)	.012 ± .008 / -.004 (0.3) ± .20 / -.10
2B	.126 ± .008 (3.2 ± .20)	.063 ± .008 (1.6 ± .02)	.024 ± .004 (.06 ± .10)	.197 ± .008 (5 ± .20)	.016 ± .008 / -.004 (0.4) ± .20 / -.10

TLR Series

Size Code	Dimensions: in. (mm)				
	Resistance	L	W	d	t
TLR3A	1mΩ			.087 ± .01 (2.2 ± .25)	
	2mΩ	.25 ± .01 (6.35 ± .25)	.125 ± .01 (3.18 ± .25)	.047 ± .01 (1.2 ± .025)	.024 ± .01 (.62 ± .25)
	3mΩ			.073 ± .01 (1.85 ± .25)	
	4mΩ			.047 ± .01 (1.2 ± .025)	
TLR2B	2, 3, 4, 5, 6, 8, 10, 11, 12, 13, 15, 16, 18, 20m			.126 ± .008 (3.2 ± .20)	
TLR2H	2mΩ-6mΩ	.20 ± .008 (5 ± .20)	.10 ± .008 (2.5 ± .20)	.06 ± .008 (1.5 ± .20)	.024 ± .008 (.60 ± .20)
	7mΩ-10mΩ			.02 ± .008 (.50 ± .20)	
TLR3AW	1mΩ-4mΩ	.25 ± .01 (6.35 ± .25)	.125 ± .01 (3.18 ± .25)	.087 ± .01 (2.2 ± .25)	.024 ± .01 (.62 ± .25)
	5mΩ-8mΩ			.047 ± .01 (1.2 ± .025)	
	9mΩ-10mΩ			.073 ± .01 (1.85 ± .25)	

