

MURATA PTC and NTC Thermistors

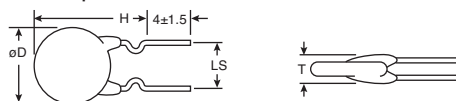


RoHS Compliant This product is RoHS compliant.

MURATA POSISTOR® THROUGH-HOLE THERMISTORS

Features:

- Resistance tolerance: ±10%
- Narrow current range
- Quick operating time
- Restores the original low resistance value automatically once the overload is removed
- Non-contact design leads to long life and no noise



RoHS Compliant

For quantities of 1000 and up, call for quote.

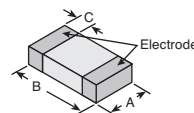
MOUSER STOCK NO.	Murata Part No.	Resist. (Ω)	Voltage (max)	Non-Operating Current (mA)	Trip Current (mA)	Max Current (mA)	Dimensions: mm				Price Each			
							oD	T	H	LS	1	50	100	500
81-PTGL12AS0R8K2B	PTGL12AS0R8K2B51B0	0.8	30	685	1352	7000	11.5	3.5	16.5	5.0	1.02	.85	.816	.702
81-PTGL09AS1R2K2B	PTGL09AS1R2K2B51B0	1.2	30	556	1097	6000	9.3	3.5	14.3	5.0	.68	.49	.44	.396
81-PTGL12AS1R2K3B	PTGL12AS1R2K3B51B0	1.2	51	592	1168	5000	11.5	3.5	16.5	5.0	1.00	.84	.804	.691
81-PTGL07AS1R8K2B	PTGL07AS1R8K2B51B0	1.8	30	420	829	5000	7.3	3.5	12.3	5.0	.51	.45	.40	.328
81-PTGL09AS2R2K3B	PTGL09AS2R2K3B51B0	2.2	51	412	814	4000	9.3	3.5	14.3	5.0	.68	.49	.44	.396
81-PTGL12AS2R2K4B	PTGL12AS2R2K4B51B0	2.2	60	439	867	5000	11.5	3.5	16.5	5.0	1.00	.84	.804	.697
81-PTGL07AS2R7K2B	PTGL07AS2R7K2B51B0	2.7	30	336	663	4500	7.3	3.5	12.3	5.0	.42	.35	.33	.31
81-PTGL07AS3R3K3B	PTGL07AS3R3K3B51B0	3.3	51	307	606	3000	7.3	3.5	12.3	5.0	.50	.42	.396	.337
81-PTGL09AS3R3K4B	PTGL09AS3R3K4B51B0	3.3	60	333	656	4000	9.3	3.5	14.3	5.0	.99	.89	.701	.556
81-PTGL05AS3R9K2B	PTGL05AS3R9K2B51B0	3.9	30	269	530	3500	5.5	3.5	10.5	5.0	.99	.88	.77	.66
81-PTGL12AS4R7K6B	PTGL12AS4R7K6B51B0	4.7	140	310	613	3500	11.5	4.5	16.5	5.0	1.00	.84	.804	.697
81-PTGL07AS5R6K4B	PTGL07AS5R6K4B51B0	5.6	60	229	452	3000	7.3	3.5	12.3	5.0	.50	.42	.396	.337
81-PTGL07AS5R6K4N	PTGL07AS5R6K4N51B0	5.6	60	186	368	2200	7.3	3.5	12.3	5.0	.50	.42	.396	.337
81-PTGL05AS6R8K3B	PTGL05AS6R8K3B51B0	6.8	51	197	388	1500	5.5	3.5	10.5	5.0	.40	.38	.36	.319
81-PTGL09AS7R6K6B	PTGL09AS7R6K6B51B0	7.6	140	227	447	2200	9.3	4.5	14.3	5.0	.80	.67	.636	.545
81-PTGL04AS100K2B	PTGL04AS100K2B51B0	10	30	167	330	2000	4.5	3.5	9.5	5.0	.40	.33	.324	.286
81-PTGL04AS100K2N	PTGL04AS100K2N51B0	10	30	122	240	1500	4.5	3.5	9.5	5.0	.40	.33	.324	.286
81-PTGL04AS100K3B	PTGL04AS100K3B51B0	10	51	168	332	1000	4.5	3.5	9.5	5.0	.40	.33	.324	.286
81-PTGL05AS100K4B	PTGL05AS100K4B51B0	10	60	170	335	1500	5.5	3.5	10.5	5.0	.40	.36	.348	.308
81-PTGL09AS120K6B	PTGL09AS120K6B51B0	12	140	192	380	2000	9.3	4.5	14.3	5.0	.84	.73	.656	.536
81-PTGL07AS150K6B	PTGL07AS150K6B51B0	15	140	148	292	1500	7.3	4.5	12.3	5.0	.57	.48	.456	.392
81-PTGL04AS220K4B	PTGL04AS220K4B51B0	22	60	115	226	1000	4.5	3.5	9.5	5.0	.40	.33	.324	.286
81-PTGL04AS220K4N	PTGL04AS220K4N51B0	22	60	88	175	1000	4.5	3.5	9.5	5.0	.40	.33	.324	.286
81-PTGL05AS270K6B	PTGL05AS270K6B51B0	27	140	106	209	1000	5.5	4.5	10.5	5.0	.40	.38	.36	.319
81-PTGL04AS560K6B	PTGL04AS560K6B51B0	56	140	74	147	500	5.5	4.5	10.5	5.0	.40	.33	.324	.286

Murata Thermal Protection

MURATA NTC CHIP THERMISTORS FOR TEMPERATURE COMPENSATION

Features:

- Lead Free
- Excellent solderability and high stability in environment
- Excellent long time aging stability
- High accuracy in resistance and B-constant
- Operating Temperature: -40°C to +125°C



RoHS Compliant

For quantities of 1000 and up, call for quote.

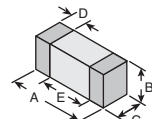
MOUSER STOCK NO.	Murata Part No.	Case Size	Resistance (Ω)	Resistance Tolerance	B-Constant	Operating Current (mA)	Typ. Dissipation Constant (mW/°C)	Dimensions: mm			Price Each			
								A	B	C	1	50	100	500
81-NCP03Y110J05RL	NCP03Y110J05RL	0201	11	5%	2750K	9.5	1.0	0.30±0.03	0.60±0.03	0.15±0.05	.24	.168	.137	.109
81-NCP03Y220J05RL	NCP03Y220J05RL	0201	22	5%	2750K	6.7	1.0	0.30±0.03	0.60±0.03	0.15±0.05	.24	.168	.137	.109
81-NCP03Y330J05RL	NCP03Y330J05RL	0201	33	5%	2750K	5.5	1.0	0.30±0.03	0.60±0.03	0.15±0.05	.24	.168	.137	.109
81-NCP03Y470J05RL	NCP03Y470J05RL	0201	47	5%	2750K	4.6	1.0	0.30±0.03	0.60±0.03	0.15±0.05	.24	.168	.137	.109
81-NCP03Y680J05RL	NCP03Y680J05RL	0201	68	5%	2750K	3.8	1.0	0.30±0.03	0.60±0.03	0.15±0.05	.24	.168	.137	.109
81-NCP03Y101J05RL	NCP03Y101J05RL	0201	100	5%	2750K	3.1	1.0	0.30±0.03	0.60±0.03	0.15±0.05	.24	.168	.137	.109
81-NCP03XH682J05RL	NCP03XH682J05RL	0201	6.8K	5%	3380K	0.38	1.0	0.30±0.03	0.60±0.03	0.15±0.05	.24	.168	.137	.109
81-NCP03XH103J05RL	NCP03XH103J05RL	0201	10K	5%	3380K	0.31	1.0	0.30±0.03	0.60±0.03	0.15±0.05	.25	.168	.137	.11
81-NCP03XH153J05RL	NCP03XH153J05RL	0201	15K	5%	3380K	0.25	1.0	0.30±0.03	0.60±0.03	0.15±0.05	.24	.168	.137	.109
81-NCP03XH223J05RL	NCP03XH223J05RL	0201	22K	5%	3380K	0.21	1.0	0.30±0.03	0.60±0.03	0.15±0.05	.24	.168	.137	.109
81-NCP03WF333J05RL	NCP03WF333J05RL	0201	33K	5%	4250K	0.17	1.0	0.30±0.03	0.60±0.03	0.15±0.05	.24	.168	.137	.109
81-NCP03WB473J05RL	NCP03WB473J05RL	0201	47K	5%	4050K	0.14	1.0	0.30±0.03	0.60±0.03	0.15±0.05	.25	.168	.137	.11
81-NCP03WF683J05RL	NCP03WF683J05RL	0201	68K	5%	4250K	0.12	1.0	0.30±0.03	0.60±0.03	0.15±0.05	.24	.168	.137	.109
81-NCP03WF104J05RL	NCP03WF104J05RL	0201	100K	5%	4250K	0.10	1.0	0.30±0.03	0.60±0.03	0.15±0.05	.24	.168	.137	.109
81-NCP03WL154J05RL	NCP03WL154J05RL	0201	150K	5%	4485K	0.08	1.0	0.30±0.03	0.60±0.03	0.15±0.05	.24	.168	.137	.109
81-NCP03WL224J05RL	NCP03WL224J05RL	0201	220K	5%	4485K	0.06	1.0	0.30±0.03	0.60±0.03	0.15±0.05	.24	.168	.137	.109
81-NCP15XM472J03RC	NCP15XM472J03RC	0402	4.7K	5%	3500K	0.46	1.0	0.5±0.05	1.0±0.05	0.25±0.10	.13	.11	.09	.074
81-NCP15XH103J03RC	NCP15XH103J03RC	0402	10K	5%	3380K	0.31	1.0	0.5±0.05	1.0±0.05	0.25±0.10	.13	.11	.09	.074
81-NCP15XV103J03RC	NCP15XV103J03RC	0402	10K	5%	3900K	0.31	1.0	0.5±0.05	1.0±0.05	0.25±0.10	.16	.11	.09	.08
81-NCP15WB473J03RC	NCP15WB473J03RC	0402	47K	5%	4050K	0.14	1.0	0.5±0.05	1.0±0.05	0.25±0.10	.13	.11	.09	.074
81-NCP15WF104J03RC	NCP15WF104J03RC	0402	100K	5%	4250K	0.10	1.0	0.5±0.05	1.0±0.05	0.25±0.10	.13	.11	.09	.074
81-NCP18XM472J03RB	NCP18XM472J03RB	0603	4.7K	5%	3500K	0.46	1.0	0.8±0.15	1.6±0.15	0.2 to 0.6	.15	.13	.102	.083
81-NCP18XH103J03RB	NCP18XH103J03RB	0603	10K	5%	3380K	0.31	1.0	0.8±0.15	1.6±0.15	0.2 to 0.6	.13	.11	.10	.08
81-NCP18XV103J03RB	NCP18XV103J03RB	0603	10K	5%	3900K	0.31	1.0	0.8±0.15	1.6±0.15	0.2 to 0.6	.18	.12	.10	.08
81-NCP18W153J03RB	NCP18W153J03RB	0603	15K	5%	3950K	0.25	1.0	0.8±0.15	1.6±0.15	0.2 to 0.6	.16	.14	.113	.092
81-NCP18WB473J03RB	NCP18WB473J03RB	0603	47K	5%	4050K	0.14	1.0	0.8±0.15	1.6±0.15	0.2 to 0.6	.15	.13	.102	.083
81-NCP18WF104J03RB	NCP18WF104J03RB	0603	100K	5%	4250K	0.10	1.0	0.8±0.15	1.6±0.15	0.2 to 0.6	.15	.13	.102	.083
81-NCP21XM472J03RA	NCP21XM472J03RA	0805	4.7K	5%	3500K	0.65	2.0	1.25±0.2	2.0±0.2	0.2 to 0.7	.21	.18	.144	.118
81-NCP21XV103J03RA	NCP21XV103J03RA	0805	10K	5%	3900K	0.44	2.0	1.25±0.2	2.0±0.2	0.2 to 0.7	.21	.18	.144	.118
81-NCP21WB473J03RA	NCP21WB473J03RA	0805	47K	5%	4050K	0.20	2.0	1.25±0.2	2.0±0.2	0.2 to 0.7	.21	.18	.144	.118
81-NCP21WF104J03RA	NCP21WF104J03RA	0805	100K	5%	4250K	0.14	2.0	1.25±0.2	2.0±0.2	0.2 to 0.7	.21	.18	.144	.118

MURATA POSISTOR® PTC CHIP THERMISTORS CIRCUIT PROTECTION FOR OVERCURRENT PROTECTION

Overcurrent protection device with resettable function suitable for current limiting resistor. This product is chip type PTC thermistor for overcurrent protection. Suitable for countermeasure for short circuit testing in portable equipment and current limiting resistor.

Features:

- Rapid operation to protect the circuit in an overcurrent condition abnormality such as a short circuit. By removing the overcurrent condition, these products automatically return to the initial condition and can be used repeatedly.
- Stable resistance after operation due to ceramic PTC.
- 0603 SMD type for reflow soldering
- Lead is not contained in the terminations
- Operating temperature: -10°C to +60°C



RoHS Compliant

For quantities of 1000 and up, call for quote.

MOUSER STOCK NO.	Murata Part No.	Case Size	Resist. (Ω)	Volt. Max.	Non-Operating Current (mA)	Trip Current (mA)	Current Max (mA)	Curie Point	Dimensions: mm					Price Each			
									A	B	C	D	E	1	50	100	500
81-PRG18BB330MB1RB	PRG18BB330MB1RB	0603	33	24	25	85	900	100°C	1.6±0.15	0.8±0.15	0.8±0.15	0.1 to 0.6	--	.33	.28	.225	.184
81-PRG18BB470MB1RB	PRG18BB470MB1RB	0603	47	24	20	75	630	100°C	1.6±0.15	0.8±0.15	0.8±0.15	0.1 to 0.6	--	.33	.28	.225	.184
81-PRG18BB101MB1RB	PRG18BB101MB1RB	0603	100	24	15	55	300	100°C	1.6±0.15	0.8±0.15	0.8±0.15	0.1 to 0.6	--	.33	.28	.225	.184
81-PRG18BB221MB1RB	PRG18BB221MB1RB	0603	220	24	10	35	130	100°C	1.6±0.15	0.8±0.15	0.8±0.15	0.1 to 0.6	--	.33	.28	.225	.184
81-PRG18BB471MB1RB	PRG18BB471MB1RB	0603	470	24	7	25	60	100°C	1.6±0.15	0.8±0.15	0.8±0.15	0.1 to 0.6	--	.33	.28	.225	.184
81-PRG21BC0R2MM1RA	PRG21BC0R2MM1RA	0805	0.2	6	500	2000	10000	90°C	2.0±0.2	1.25±0.2	0.9±0.2	0.2 min	0.5min	.64	.54	.475	.415
81-PRG21BC4R7MM1RA	PRG21BC4R7MM1RA	0805	4.7	20	100	400	5000	90°C	2.0±0.2	1.25±0.2	0.9±0.2	0.2 min	0.5min	.57	.49	.44	.396
81-PRG21BC6R8MM1RA	PRG21BC6R8MM1RA	0805	6.8	20	80	320	3500	90°C	2.0±0.2	1.25±0.2	0.9±0.2	0.2 min	0.5min	.57	.49	.44	.396
81-PRG21BB150MB1RK	PRG21BB150MB1RK	0805	15	20	40	140	1600	100°C	2.0±0.2	1.25±							