

CSL SERIES - FOUR TERMINAL OPEN AIR SENSE RESISTORS

Specifications:

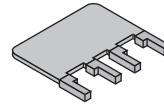
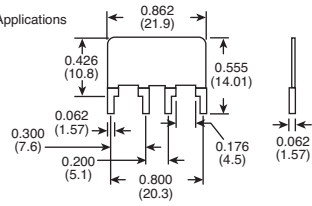
- 4-Terminal Kelvin connections
- 5W Max power
- 55A Max current
- Tolerance: 1%
- <math><55\text{ppm}/^{\circ}\text{C}</math> TCR

Applications:

- Current Sensing
- Feed Back
- Motor Control
- Surge / Pulse Applications

Features:

- Inductance less than 10 nH
- Flameproof
- Solderable Leads (60/40 plate)
- 55A Continuous Operating Current
- Inline construction
- Economical board space design
- Welded construction



RoHS Compliant

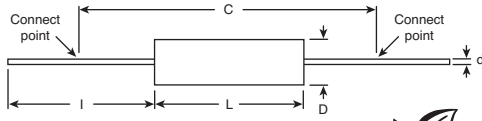
For quantities of 200 and up, call for quote.

MOUSER STOCK NO.	IRC Part No.	Value (Ω)	Price Each					
			1	5	10	25	50	100
66-CSL-5R00025FLF	CSL-5R00025F0002LF	0.00025	7.50	6.75	6.00	5.25	4.50	4.20
66-CSL-5R0005FLF	CSL-5R0005F0002LF	0.0005	7.50	6.75	6.00	5.25	4.50	4.20
66-CSL-5R001FLF	CSL-5R001F0002LF	0.001	7.50	6.75	6.00	5.25	4.50	4.20
66-CSL-5R0025FLF	CSL-5R0025F0002LF	0.0025	7.50	6.75	6.00	5.25	4.50	4.20

IRC 5% Metal Element Current Sensing Resistors

LOB SERIES

LOBΩ Series power precision metal element resistors feature resistance values down to 0.005Ω with virtually no inductance. These resistors are compatible with automatic insertion equipment.



RoHS Compliant

Type	Dimensions: in. (mm)				
	L	D	C	I	d
LOB-1 1 Watt	.39 ± .01 (9.9 ± .30)	.14 ± .008 (3.6 ± .20)	1.31 (33.274)	1.5 ± .125 (38.1 ± 3.2)	.0305 ± .002 (.813 ± .051)
LOB-3 3 Watt	.56 ± .01 (14.224 ± .254)	.21 ± .01 (5.334 ± .254)	1.31 (33.274)	1.375 ± .125 (34.925 ± 3.175)	.0305 ± .002 (.813 ± .051)
LOB-5 5 Watt	.92 ± .01 (23.368 ± .254)	.33 ± .01 (8.382 ± .254)	1.67 (42.418)	1.25 ± .125 (31.75 ± 3.175)	.04 ± .002 (1.016 ± .051)

For quantities of 2000 and up, call for quote.

For quantities of 2000 and up, call for quote.

Features:

- High Stability Over Life
- Low Temperature Coefficient of Resistance
- Inherently Non-Inductive ($\leq 0.2\mu\text{H}$ @ 0.5MHz)
- Ultra Low Resistance Values (0.005Ω to 0.1Ω)

Specifications:

- Tolerance: ±5%
- Max Storage Temperature: 175°C
- Current Rating: Range Dependent
- Cont. Power Dissipation @ 25°C in Free Air

Applications:

- Switchmode and Linear Power Supplies
- Automotive Current-Sensing Circuits
- Instrumentation
- Regulators

MOUSER STOCK NO.	IRC Part No.	Resist. (Ω)	Price Each					
			1	10	100	250	500	Reel 1000
1 Watt								
66-LOB1R005JLF	LOB1R005JLF	0.005	.90	.84	.77	.70	.63	.56
66-LOB1R010JLF	LOB1R010JLF	0.010	.90	.84	.77	.70	.63	.56
66-LOB1R020JLF	LOB1R020JLF	0.020	.90	.84	.77	.70	.63	.56
66-LOB1R025JLF	LOB1R025JLF	0.025	.90	.84	.77	.70	.63	.56
66-LOB1R030JLF	LOB1R030JLF	0.030	.90	.84	.77	.70	.63	.56
66-LOB1R040JLF	LOB1R040JLF	0.040	.90	.84	.77	.70	.63	.56
66-LOB1R050JLF	LOB1R050JLF	0.050	.90	.84	.77	.70	.63	.56
66-LOB1R070JLF	LOB1R070JLF	0.070	.90	.84	.77	.70	.63	.56
66-LOB1R080JLF	LOB1R080JLF	0.080	.90	.84	.77	.70	.63	.56
3 Watts								
66-LOB3R005JLF	LOB3R005JLF	0.005	.90	.84	.77	.70	.63	.56
66-LOB3R010JLF	LOB3R010JLF	0.010	.90	.84	.77	.70	.63	.56
66-LOB3R015JLF	LOB3R015JLF	0.015	.90	.84	.77	.70	.63	.56
66-LOB3R020JLF	LOB3R020JLF	0.020	.90	.84	.77	.70	.63	.56
66-LOB3R025JLF	LOB3R025JLF	0.025	.90	.84	.77	.70	.63	.56
66-LOB3R030JLF	LOB3R030JLF	0.030	.90	.84	.77	.70	.63	.56

MOUSER STOCK NO.	IRC Part No.	Resist. (Ω)	Price Each					
			1	10	100	250	500	Reel 1000
3 Watts (Cont.)								
66-LOB3R040JLF	LOB3R040JLF	0.040	.90	.84	.77	.70	.63	.56
66-LOB3R050JLF	LOB3R050JLF	0.050	.90	.84	.77	.70	.63	.56
66-LOB3R070JLF	LOB3R070JLF	0.070	.90	.84	.77	.70	.63	.56
66-LOB3R080JLF	LOB3R080JLF	0.080	.90	.84	.77	.70	.63	.56
66-LOB3R100JLF	LOB3R100JLF	0.100	.90	.84	.77	.70	.63	.56
5 Watts								
66-LOB5R005JLF	LOB5R005JLF	0.005	1.44	1.34	1.25	1.20	1.08	.96
66-LOB5R010JLF	LOB5R010JLF	0.010	1.38	1.29	1.20	1.15	1.04	.92
66-LOB5R015JLF	LOB5R015JLF	0.015	1.38	1.29	1.20	1.15	1.04	.92
66-LOB5R020JLF	LOB5R020JLF	0.020	1.38	1.29	1.20	1.15	1.04	.92
66-LOB5R025JLF	LOB5R025JLF	0.025	1.38	1.29	1.20	1.15	1.04	.92
66-LOB5R030JLF	LOB5R030JLF	0.030	1.38	1.29	1.20	1.15	1.04	.92
66-LOB5R040JLF	LOB5R040JLF	0.040	1.38	1.29	1.20	1.15	1.04	.92
66-LOB5R050JLF	LOB5R050JLF	0.050	1.38	1.29	1.20	1.15	1.04	.92
66-LOB5R070JLF	LOB5R070JLF	0.070	1.38	1.29	1.20	1.15	1.04	.92
66-LOB5R100JLF	LOB5R100JLF	0.100	1.38	1.29	1.20	1.15	1.04	.92