

# WIMA Radial Lead Film Capacitors



RoHS Compliant This product is RoHS compliant.

## MKM2 SERIES METALLIZED MIXED DIELECTRIC

### Specifications:

- Temperature Range: - 55° C to + 100° C
- Dielectric: Mixed film
- Capacitor Electrodes: Vacuum deposited aluminum
- Encapsulation: Flame retardant plastic case, UL 94 V-0

### Features:

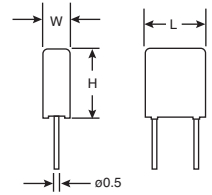
- Reservoir and decoupling capacitors with low inductance
- Almost linear capacitance/temperature coefficient
- Ideally suited for wide temperature range applications



RoHS Compliant

For quantities of 1,000 and up, call for quote.

MOUSER STOCK NO.	Wima Part No.	Volts (Vdc/Vac)	Value (µF)	Tol. ±	Dimensions: mm			Lead Spacing (mm)	Price Each			
					W	H	L		1	10	100	500
505-MKM20.022/100/5	MKM2 0.022/100/5	100/63	0.022	5%	3	7.5	7.2	5.0	.27	.23	.20	.16
505-MKM20.033/100/5	MKM2 0.033/100/5	100/63	0.033	5%	3.5	8.5	7.2	5.0	.33	.29	.24	.19
505-MKM20.047/100/5	MKM2 0.047/100/5	100/63	0.047	5%	4.5	9.5	7.2	5.0	.37	.32	.27	.21
505-MKM20.1/100/5	MKM2 0.1/100/5	100/63	0.1	5%	5.5	11.5	7.2	5.0	.62	.53	.45	.36
505-MKM20.22/100/5	MKM2 0.22/100/5	100/63	0.22	5%	8.5	14	7.2	5.0	.76	.65	.54	.44
505-MKM20.01/250/5	MKM2 0.01/250/5	250/160	0.01	5%	3	7.5	7.2	5.0	.32	.30	.277	.237



## MKM4 SERIES RADIAL LEAD METALLIZED MIXED DIELECTRIC FILM CAPACITORS

### Specifications:

- Temperature Range: - 55° C to + 100° C
- Insulation Resistance: @ + 20° C: ≥ 3 x 104 MΩ
- Capacitor Electrodes: Vacuum deposited aluminum
- Encapsulation: Flame retardant plastic case, UL 94 V-0
- Dielectric: Mixed film

### Features:

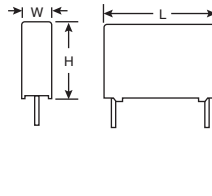
- Almost linear capacitance/temperature coefficient
- Ideally suited for wide temperature range applications



RoHS Compliant

For quantities of 1,000 and up, call for quote.

MOUSER STOCK NO.	Wima Part No.	Volts (Vdc/Vac)	Value (µF)	Tol. ±	Dimensions: mm			Lead Spacing (mm)	Price Each			
					W	H	L		1	10	100	500
505-MKM40.047/250/5	MKM4-0.047/250/5	250/160	0.047	5%	4	9	13	10	.41	.35	.29	.24
505-MKM40.1/250/5	MKM4-1/250/5	250/160	0.1	5%	5	11	13	10	.50	.43	.36	.29
505-MKM40.22/250/5	MKM4-22/250/5	250/160	0.22	5%	5	11	18	15	.63	.54	.45	.36
505-MKM40.33/250/5	MKM4-33/250/5	250/160	0.33	5%	6	12.5	18	15	.76	.65	.54	.44
505-MKM40.47/250/5	MKM4-47/250/5	250/160	0.47	5%	7	14	18	15	.90	.77	.64	.52
505-MKM41.0/250/5	MKM4-1.0/250/5	250/160	1	5%	7	16.5	26.5	22.5	1.66	1.42	1.19	.96
505-MKM41.5/250/5	MKM4-1.5/250/5	250/160	1.5	5%	10.5	19	26.5	22.5	2.31	1.98	1.65	1.33
505-MKM42.2/250/5	MKM4-2.2/250/5	250/160	2.2	5%	11	21	26.5	22.5	2.82	2.42	2.02	1.63
505-MKM43.3/250/5	MKM4-3.3/250/5	250/160	3.3	5%	13	24	31.5	27.5	4.11	3.53	2.94	2.38
505-MKM44.7/250/5	MKM4-4.7/250/5	250/160	4.7	5%	15	26	31.5	27.5	5.26	4.51	3.76	3.04



## FKS2 SERIES FILM/FOIL POLYESTER

### Specifications:

- Temperature Range: - 55° C to + 100° C
- Dielectric: Polyethylene-terephthalate film
- Capacitor Electrodes: Metal foil film
- Encapsulation: Flame retardant case, UL 94 V-0
- Termination: Tinned wire

### Features:

- Pulse duty construction

### Applications:

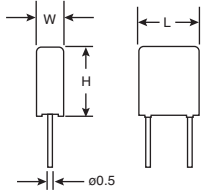
- Coupling
- Decoupling



RoHS Compliant

For quantities of 1,000 and up, call for quote.

MOUSER STOCK NO.	Wima Part No.	Volts (Vdc/Vac)	Value (µF)	Tol. ±	Dimensions: mm			Lead Spacing (mm)	Price Each			
					W	H	L		1	10	100	500
505-FKS21000/100/10	FKS2-1000/100/10	100/63	1000	10%	2.5	6.5	7.2	5	.22	.19	.16	.12
505-FKS21500/100/10	FKS2-1500/100/10	100/63	1500	10%	2.5	6.5	7.2	5	.22	.19	.16	.12
505-FKS22200/100/10	FKS2-2200/100/10	100/63	2200	10%	2.5	6.5	7.2	5	.22	.19	.16	.12
505-FKS23300/100/10	FKS2-3300/100/10	100/63	3300	10%	2.5	6.5	7.2	5	.22	.19	.16	.12
505-FKS24700/100/10	FKS2-4700/100/10	100/63	4700	10%	2.5	6.5	7.2	5	.22	.19	.16	.12
505-FKS26800/100/10	FKS2-6800/100/10	100/63	6800	10%	2.5	6.5	7.2	5	.23	.20	.17	.13



## FKP SERIES FILM/FOIL POLYPROPYLENE IGBT SNUBBER CAPACITORS

### Specifications:

- Temperature Range: - 55° C to + 100° C
- Dielectric: Polypropylene film
- Capacitor Electrodes: Aluminum foil and metallized plastic film
- Encapsulation: Flame retardant plastic case, UL 94 V-0

### Features:

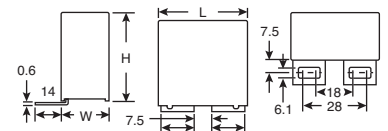
- Low inductive construction achieved with end-surface contacts
- Internally series connected
- Self-healing construction

For quantities of 500 and up, call for quote.

MOUSER STOCK NO.	Wima Part No.	Volts (Vdc/Vac)	Value (µF)	Tol. ±	Dimensions: mm			Price Each		
					W	H	L	1	10	100
505-SF0.47/630/5A1	FKP-.47/630/5A1	630/400	0.47	5%	17	29	41.5	16.61	10.79	6.14
505-SF2.2/630/5A1	FKP-2.2/630/5A1	630/400	2.2	5%	27	37.5	56	28.63	18.61	10.59
505-SF0.1/1000/5A1	FKP-.1/1000/5A1	1000/600	0.1	5%	11	22	41.5	14.49	9.42	5.36
505-SF1.0/1000/5A1	FKP-1.0/1000/5A1	1000/600	1	5%	27	37.5	56	25.44	16.54	9.41
505-SF0.047/1600/5A1	FKP-.047/1600/5A1	1600/650	0.047	5%	11	22	41.5	14.49	9.42	5.36
505-SF0.1/1600/5A1	FKP-.1/1600/5A1	1600/650	0.1	5%	17	29	41.5	15.55	10.11	5.75
505-SF0.47/1600/5A1	FKP-.47/1600/5A1	1600/650	0.47	5%	27	37.5	56	24.03	15.62	8.89
505-SF0.022/2000/5A1	FKP-.022/2000/5A1	2000/700	0.022	5%	11	21	31.5	14.49	9.42	5.36
505-SF0.1/2000/5A1	FKP-.1/2000/5A1	2000/700	0.1	5%	17	29	41.5	16.26	10.57	6.02
505-SF0.47/2000/5A1	FKP-.47/2000/5A1	2000/700	0.47	5%	27	37.5	56	25.09	16.31	9.28



RoHS Compliant



## MKP SERIES METALLIZED POLYPROPYLENE IGBT SNUBBER CAPACITORS

### Specifications:

- Temperature Range: - 55° C to + 100° C
- Dielectric: Polypropylene film
- Capacitor Electrodes: Double-sided metallized plastic film
- Encapsulation: Flame retardant plastic case, UL 94 V-0

### Features:

- Low inductive construction achieved with end-surface contacts
- Double-sided metallization for high pulse ratings
- Internally series connected
- Self-healing construction

For quantities of 500 and up, call for quote.

MOUSER STOCK NO.	Wima Part No.	Volts (Vdc/Vac)	Value (µF)	Tol. ±	Dimensions: mm			Price Each		
					W	H	L	1	10	100
505-SM1.0/630/5A1	MKP-1.0/630/5A1	630/400	1	5%	17	29	31.5	16.93	11.01	6.27
505-SM2.2/630/5A1	MKP-2.2/630/5A1L41.5	630/400	2.2	5%	20	39.5	41.5	21.11	13.72	7.81
505-SM0.47/1000/5A1	MKP-.47/1000/5A1	1000/600	0.47	5%	17	29	31.5	16.14	10.49	5.97
505-SM2.2/1000/5A1	MKP-2.2/1000/5A1L41.5	1000/600	2.2	5%	31	46	41.5	24.37	15.84	9.02
505-SM0.47/1600/5A1	MKP-.47/1600/5A1	1600/650	0.47	5%	19	32	41.5	17.15	11.15	6.35
505-SM1.0/1600/5A1	MKP-1.0/1600/5A1L41.5	1600/650	1	5%	24	45.5	41.5	20.19	13.13	7.47
505-SM2.2/1600/5A1	MKP-2.2/1600/5A1	1600/650	2.2	5%	33	48	56	29.18	18.97	10.80
505-SM0.1/2000/5A1	MKP-0.1/2000/5A1	2000/700	0.1	5%	13	24	31.5	14.80	9.62	5.47
505-SM0.22/2000/5A1	MKP-.22/2000/5A1	2000/700	0.22	5%	17	34.5	31.5	16.37	10.64	6.06
505-SM1.0/2000/5A1	MKP-1.0/2000/5A1	2000/700	1	5%	33	48	56	26.93	17.50	9.96



RoHS Compliant

