

VECTOR Prototyping Boards

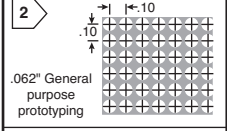
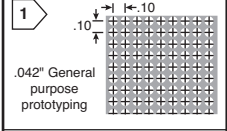
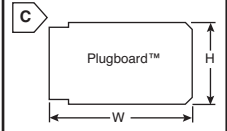
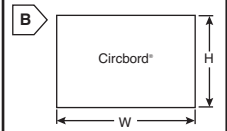
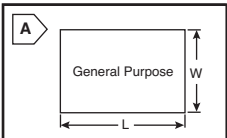


VECTORBORD® GENERAL PURPOSE PUNCH BOARDS

- .062" thickness
- Material: FR2 Phenolic, FR4 epoxy glass or CEM-1 epoxy glass composite
- .100" Grid

For quantities of 50 and up, call for quote.

MOUSER STOCK NO.	Vector Part No.	Fig.	Dimensions: in.		Material	Price Each		
			W	L		1	10	25
574-64P44WE	64P44WE	A1	4.5	6.5	FR4	8.01	7.61	7.23
574-64P44XXXP	64P44XXXP	A1	4.5	6.5	FR2	7.83	7.12	6.76
574-64P44	64P44	A1	4.5	6.5	CEM-1	7.79	7.12	6.76
574-84P44WE	84P44WE	A1	4.5	8.5	FR4	12.30	11.25	10.03
574-169P44C1	169P44C1	A1	4.5	17.0	CEM-1, 1 oz. unplated copper, 1 side	25.22	21.52	20.10
574-169P44	169P44	A1	4.5	17.0	CEM-1	13.53	11.54	10.78
574-169P44XXXP	169P44XXXP	A1	4.5	17.0	FR2	14.46	12.36	11.55
574-169P44WE	169P44WE	A1	4.5	17.0	FR4	20.77	17.72	16.25
574-169P44WEC1	169P44WEC1	A1	4.5	17.0	FR4, 1 oz. unplated copper, 1 side	20.29	17.30	16.17
574-169P59032	169P59-032	A1	6.0	17.0	FR4	20.76	17.80	16.54
574-169P59047	169P59047	A1	6.0	17.0	FR4	20.28	17.29	16.16
574-169P59XXXP	169P59XXXP	A1	6.0	17.0	FR2	16.08	13.73	12.83
574-169P79WE	169P79WE	A1	8.0	17.0	FR4	32.15	27.44	25.63
574-169P84	169P84	A1	8.5	17.0	CEM-1	35.40	30.21	28.22
574-169P84C1	169P84C1	A1	8.5	17.0	CEM-1, 1 oz. unplated copper, 1 side	41.04	35.03	32.72
574-169P84WE	169P84WE	A1	8.5	17.0	FR4	29.40	25.09	23.44
574-169P84WEC1	169P84WEC1	A1	8.5	17.0	FR4, 1 oz. unplated copper, 1 side	34.91	29.79	27.83
574-169P99	169P99	A1	10.0	17.0	CEM-1	43.37	37.01	34.57
574-85H48WE	85H48WE	A2	4.8	8.5	FR4	16.38	14.97	13.96
574-85H85WE	85H85WE	A2	8.5	8.5	FR4 epoxy glass	31.85	27.20	25.42
574-170H48WE	170H48WE	A2	4.8	17.0	FR4	30.73	26.22	24.50
574-170H85WE	170H85WE	A2	8.5	17.0	FR4	47.15	40.24	37.59
574-126M76-032	126M76-032	A3	4.0	6.5	FR4 epoxy glass	24.33	20.74	19.34

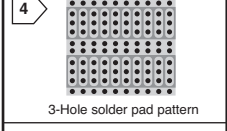
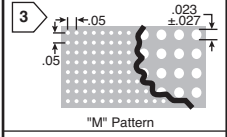


VECTORBORD® CIRCBORD® PRINTED CIRCUIT PROTOTYPING BOARDS

- All bus and circuit patterns are solder-coated
- .100" Grid
- Material: FR4 epoxy glass or CEM-1 epoxy glass composite
- Wire Wrap Socket Pin: R32
- .042 hole diameter
- Wire Wrap Terminals: T44, T46, T49, T68
- .062" thickness

For quantities of 50 and up, call for quote.

MOUSER STOCK NO.	Vector Part No.	Fig.	Dimensions: in.		16 Pin DIP	Material	Description	Solder Terminals	Wire Wrap Socket Pin	Price Each	
			W	H						1	10
574-8001	8001	B4	6.5	4.5	20	CEM-1	3-Hole Solder Pad single-sided	T42-1, K24C, K31C	R32	26.00	24.50
574-8002	8002	B5	6.5	4.5	36	CEM-1	Interleaved Buses singled sided	T42-1	R32	27.85	25.98
574-8003	8003	B6	6.5	4.5	60	CEM-1	Pad Per Hole single-sided	T42-1	R32	25.33	24.15
574-8007	8007	B6	6.5	4.5	60	CEM-1	Pad Per Hole & Ground Plane	T42-1	R32	27.02	26.40
574-8008	8008	B7	6.5	4.5	70	FR4	Pad and Planes	T42-1	R32	36.96	34.46
574-3677-6	3677-6	B4	8.1	4.5	21	CEM-1	3-Hole Solder Pad single-sided	T42-1	R32	21.80	20.71
574-45P80-1	45P80-1	B6	8.1	4.5	80	CEM-1	Pad Per Hole 2 sides	T42-1	R32	28.05	26.08
574-8010	8010	B6	13.0	4.0	124	FR4	Pad Per Hole 2 sides	T42-1	R32	42.34	40.88
574-8006	8006	B6	13.3	5.0	154	FR4	Pad Per Hole copper plated-thru holes	T42-1	R32	45.22	43.18
574-8012	8012	B6	11.0	9.2	283	FR4	Pad Per Hole plated-thru holes	T42-1	R32	66.00	64.74
574-8015	8015	B6	6.0	4.0	72	FR4	Pad Per Hole, 2 sides	T42-1, K24C	R32	12.79	12.11
574-8016	8016	B6	9.0	6.0	165	FR4	Pad Per Hole, 2 sides	T42-1, K24C	R32	18.79	17.79
574-8016-1	8016-1	B6	6.0	6.0	165	FR4	Pad Per Hole, 1 side, plated	T42-1, K24C	R32	11.75	11.13
574-106P106-1	106P106-1	B6	10.6	10.6	275	CEM-1	Pad Per Hole and Ground Plane 2 sides	T42-1	R32	59.29	54.31

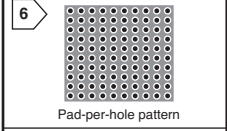



Eurocard Size Circbords

- 0.6mm hole diameter (Combo hole diameter 0.6mm & .042")
- 1.575mm thickness
- Material: FR4 Epoxy glass

For quantities of 50 and up, call for quote.

MOUSER STOCK NO.	Vector Part No.	Fig.	Dimensions: mm		Grid	Description	Price Each	
			H	W			1	10
574-8017	8017	B6	100	160	2mm	Pad Per Hole plated thru-holes	16.85	15.75
574-8018	8018	B6	100	160	2mm & 0.100"	Pad Per Hole and 2mm Combo	19.34	17.17
574-8019	8019	B1	100	160	.100"	38 Tracks/64 Holes Per Track	20.81	20.40
574-8020	8020	B6	100	160	1mm	Ground Plane copper plated-thru holes	32.73	30.60
574-8021	8021	B6	100	160	.05"	Pad Per Hole plated thru-holes	32.73	29.20







VECTORBORD® PLUGBOARDS

- All bus and circuit patterns are solder-coated
- .100" Grid
- Material: FR4 epoxy glass or CEM-1 epoxy glass composite
- Wire Wrap Socket Pin: R32
- .042 hole diameter
- Wire Wrap Terminals: T44, T46, T49, T68
- .062" thickness

For quantities of 50 and up, call for quote.

MOUSER STOCK NO.	Vector Part No.	Fig.	Dimensions: in.		16 Pin DIP	Material	Description	Extender	Recommended Card Cage	Price Each	
			W	H						1	10
30 Contacts - .156" Spacing											
574-3797-2	3797-2	C4	4.5	2.73	4	CEM-1	3-Hole Solder Pad	3690-10	CCK 12 Series	20.16	19.22
574-3662-5	3662-5	C8	4.5	4.5	40	CEM-1	Plated Contacts Only	3690	CCK 13 Series	22.12	19.37
574-4112-5	4112-5	C9	4.5	4.5	8	CEM-1	Zig-Zag Buses	3690	CCK 13 Series	28.71	27.71
44 Contacts - .156" Spacing											
574-3662	3662	C5	6.5	4.5	50	CEM-1	Plated Contacts Only	3690	CCK 13 Series	25.12	23.78
574-3662A6	3662A6	C10	6.5	4.5	90	CEM-1	Ground Plane single sided	3690	CCK 13 Series	39.85	37.19
574-3662-9	3662-9	C6	6.5	4.5	48	FR4	Pad Per Hole Voltage & Ground Plane 2 sides	3690	CCK 13 Series	44.08	41.13
574-3677-2	3677-2	C4	6.5	4.5	12	CEM-1	3-Hole Solder Pad single-sided	3690	CCK 13 Series	26.57	26.11
574-4112	4112	C4	9.6	4.5	40	FR4	3-Hole Solder Pad Zig-Zag Bus Pattern	3690-10	CCK 13 Series	38.85	36.05
574-4112-4	4112-4	C9	6.5	4.5	25	CEM-1	3-Hole Solder Pad/Overall Ground Plane	3690	CCK 13 Series	31.46	29.73
574-3677	3677	C4	9.6	4.5	21	CEM-1	3-Hole Solder Pad single-sided	3690	CCK 14 Series	32.10	29.58
72 Contacts - .100" Spacing											
574-3719-1	3719-1	C8	6.5	4.5	50	CEM-1	Contacts Only	3690-4	CCK 13 Series	29.89	26.89
574-3719-4	3719-4	C8	9.6	4.5	90	CEM-1	Contacts Only	3690-4	CCK 14 Series	33.18	29.69
3Ux160mm, 6Ux160mm, and 9Ux280mm											
574-E160-3U-1	E160-3U-1	C6	6.3	3.94	35	FR4	Pad Per Hole	--	CCK160-3U	19.90	15.25
574-E160-3U-3	E160-3U-3	C10	6.3	3.94	45	FR4	Voltage Ground Plane	--	CCK160-3U	28.76	22.25
574-4614	4614	C4	6.3	3.94	20	FR4	3-Hole Solder Pad	--	CCK160-3U	31.48	27.73
574-4615	4615	C4	6.3	9.19	50	FR4	3-Hole Solder Pad	--	CCK160-3U	34.72	32.87
574-E160-6U-3	E160-6U-3	C10	6.3	9.19	105	FR4	Pad Per Hole	--	CCK160-6U	30.98	24.99
BUS SPECIFIC - IBM PC, XT - .100" Spacing											
574-4613-3	4613-3	C6	13.25	4.2	154	FR4	Pad Per Hole	3290-26	--	57.54	49.12



Prototyping Vector

