

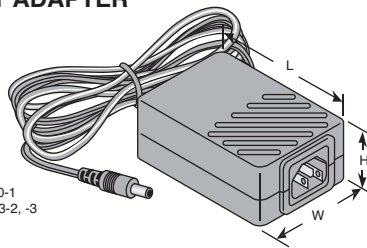
# ELPAC AC Adapters and Power Supplies



IE Elpac Power Systems

## SINGLE OUTPUT ADAPTER

- Specifications:**
- CEC/EISA compliant
  - Input Voltage: 85-264VAC
  - Input Connector: 3 Pin IEC 320 Receptacle
  - Output Connector: 760: Barrel Type (2.5 x 5.5 x 9.5mm center positive)
  - Six Foot DC Output
  - AC Input Cord Included
  - UL60950-1, CSA C22.2 No. 60950-1, IEC60950-1
  - EN5022 and FCC Part 15 Class B, EN61000-3-2, -3
  - EN61000-4-2, -3, -4, -5, -6, -8, -11
  - CE marked to LV and EMC directives



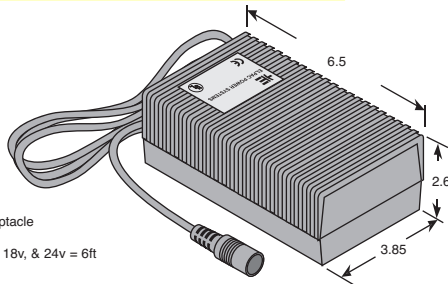
DIMENSIONS: in.

For quantities of 50 and up, call for quote.

MOUSER STOCK NO.	Mfr.	Mfr. Part No.	Output Voltage	Output Current	Power	Price Each			
						1	5	10	25
<b>18 Watt Adapter (3.35L x 1.97W x 1.3H)</b>									
680—FWC1805-760F			5V	3.00A	15W	32.33	31.09	29.85	28.53
680—FWC1818-760F			18V	1.00A	18W	32.33	31.09	29.85	28.53
680—FWC1824-760F			24V	0.75A	18W	32.33	31.09	29.85	28.53
<b>30 Watt Adapter (4.25L x 2.5W x 1.3H)</b>									
680—FWC3009-760F			9V	3.33A	30W	48.16	46.31	44.46	42.50
680—FWC3012-760F			12V	2.5A	30W	48.16	46.31	44.46	42.50
680—FWC3015-760F			15V	2.0A	30W	48.16	46.31	44.46	42.50
680—FWC3024-760F			24V	1.25A	30W	48.16	46.31	44.46	42.50
<b>50 Watt Adapters (5.0L x 3.0W x 1.3H)</b>									
680—FWC5012-760F			12V	4.15A	50W	53.76	52.08	50.40	48.18
680—FWC5018-760F			18V	2.75A	50W	53.76	52.08	50.40	48.18
680—FWC5024-760F			24V	2.10A	50W	54.84	52.08	50.40	48.18

## 65-72 WATT SINGLE OUTPUT ADAPTER

- Specifications:**
- High Efficiency
  - High Power Density 4.9W/in<sup>3</sup>
  - Hold-up Time>25ms at full load
  - Safety Approval - EN60950-1 Class I
  - ENERGY STAR Level V
  - EISA Compliant
  - CEC Compliant
  - Input Connector: IEC 320 C14 Receptacle
  - Output Connector: Din-5 Male Pins
  - Standard Output Cable: 9V=4ft; 12V, 18V, & 24V = 6ft



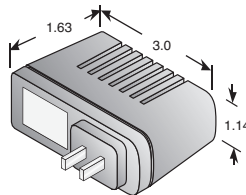
DIMENSIONS: in.

For quantities of 50 and up, call for quote.

MOUSER STOCK NO.	Mfr.	Mfr. Part No.	Output Voltage	Output Current	Power	Price Each			
						1	5	10	25
680—FWA065009A-11B			9.0V	8.0A	65W	67.12	58.51	56.79	48.88
680—FWA065012A-11B			12V	6.0A	65W	67.12	58.51	56.79	48.88
680—FWA065015A-11B			15V	4.8A	65W	67.12	58.51	56.79	48.88
680—FWA065024A-11B			24V	3.0A	65W	67.12	58.51	56.79	48.88
680—FW7212-D5F			12V	6.0A	72W	74.36	63.58	60.98	53.17

## 10 WATT SINGLE OUTPUT REGULATED POWER SUPPLIES

- Specifications:**
- Input Voltage: 100-120VAC
  - Input Current: 0.25A
  - Input Connector: 2 Pin NEMA 5/15 Plug
  - Output Connector: Barrel Type (2.5 x 5.5 x 9.5mm)
  - Six Foot DC Output Cord



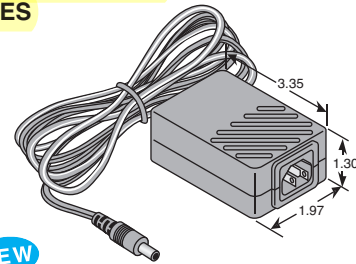
DIMENSIONS: in.

For quantities of 50 and up, call for quote.

MOUSER STOCK NO.	Mfr.	Mfr. Part No.	Output Voltage	Output Current	Power	Price Each			
						1	5	10	25
680—WM1005-760			5V	2.0A	10W	25.68	23.20	21.09	18.34
680—WM1012-760			12V	0.8A	10W	25.68	23.20	21.09	18.34
680—WM1024-760			24V	0.4A	10W	25.68	23.20	21.09	18.34

## SINGLE OUTPUT REGULATED POWER SUPPLIES

- Specifications:**
- Input Voltage: 90-132VAC
  - Input Current: 0.75A
  - Input Connector: 2 Pin NEMA 5/15 plug
  - Output Connector: Barrel Type (2.5 x 5.5 x 9.5mm center positive)
  - Six Foot DC Output Cord

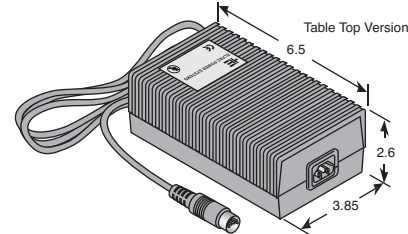
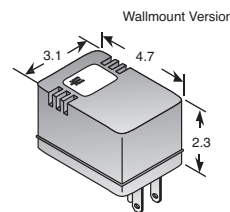


DIMENSIONS: in.

For quantities of 50 and up, call for quote.

MOUSER STOCK NO.	Mfr.	Mfr. Part No.	Output Voltage	Output Current	Power	Price Each			
						1	5	10	25
680—FW1805-760F			5V	3A	15W	35.20	30.24	29.04	25.45
680—FW1812-760F			12V	1.00A	18W	35.20	30.24	29.04	25.45
680—FW1824-760F			24V	1.75A	18W	35.20	30.24	29.04	25.45

## MULTIPLE OUTPUT REGULATED POWER SUPPLIES



- Specifications:**
- Output Connector: 5 Pin DIN
  - Six Foot DC Output
  - AC Input Cord Included for Table Top

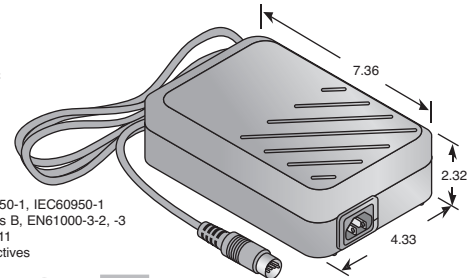
DIMENSIONS: in.

For quantities of 50 and up, call for quote.

MOUSER STOCK NO.	Mfr.	Mfr. Part No.	Output Voltage	Output Current (Amps)	Power	Price Each			
						1	5	10	25
<b>Wallmount</b>									
680—WM071-1950-D5			+15V, -15V	0.24, 0.24	7.5W	36.00	34.00	32.95	30.00
680—WM063-1950-D5			+5V, +12V -12V	0.6, 0.16 0.16	6.3W	41.00	36.00	33.90	29.29
<b>Table Top</b>									
680—WM220-1			+5V, +12V -12V	2.0, 0.5 0.5	22W	117.68	107.95	99.55	85.75
680—WRI4232-D5			+5V, +12V -12V	4.8, 1.5 0.5	42W	124.00	106.28	101.86	88.57

## 100 WATT SINGLE OUTPUT REGULATED POWER SUPPLIES

- Specifications:**
- CEC/EISA compliant 85-264VAC
  - Input Voltage: 100-240VAC
  - Output Connector: 5 Pin DIN
  - Input Connector: 3 Pin IEC 320
  - DC output cord included 12V: Four foot 18.24V: Six foot
  - AC input cord included
  - UL60950-1, CSA C22.2 No. 60950-1, IEC60950-1
  - EN5022 and FCC Part 15 Class B, EN61000-3-2, -3
  - EN61000-4-2, -3, -4, -5, -6, -8, -11
  - CE marked to LV and EMC directives



DIMENSIONS: in.

For quantities of 50 and up, call for quote.

MOUSER STOCK NO.	Mfr.	Mfr. Part No.	Output Voltage	Output Current	Power	Price Each			
						1	5	10	25
680—FWB100012A-12B			12V	8.3A	100W	102.47	95.96	85.11	84.67
680—FWB100018A-11B			18V	5.55A	100W	102.46	95.96	93.01	90.23
680—FWB100024A-11B			24V	4.13A	100W	102.47	95.96	85.95	84.67