

# PHOENIX CONTACT General Purpose Power Supplies









NEW FROM PHOENIX CONTACT

NEW FROM PHOENIX CONTACT

NEW FROM PHOENIX CONTACT

Phoenix Contact

Power Supplies

<p><b>A</b></p> <p><b>TRIO POWER</b></p> <p><b>Features:</b></p> <ul style="list-style-type: none"> <li>• Primary Switched Mode</li> <li>• High MTBF: over 500,000 hours</li> <li>• Built in LED diagnostic indication</li> <li>• Compact space-saving design</li> <li>• Universal voltage input</li> <li>• Steel Housing</li> <li>• UI/ Overload Protection</li> <li>• Built-in Transient surge protection</li> <li>• Cable Tie wrap holder</li> <li>• Three DC grounding terminals</li> </ul>  	<p><b>B</b></p> <p><b>STEP POWER Gen2</b></p> <p><b>Features:</b></p> <ul style="list-style-type: none"> <li>• Voltage vs Current Output</li> <li>• Over/Under Voltage Correction</li> <li>• Integrated Din or Panel Mounting</li> <li>• Primary Switched Mode</li> <li>• Universal voltage input</li> <li>• MTBF: Over 150,000 hours</li> <li>• Connect in parallel for redundancy and capacity</li> </ul>  
<p><b>C</b></p> 	<p><b>D</b></p> 

## GENERAL PURPOSE POWER SUPPLIES

### Trio Power Single Phase

For quantities of 10 and up, call for quote.

MOUSER STOCK NO.	Phoenix Type	Fig.	Input Voltage Range	Input Frequency	Output Voltage	Output Current	Operational Temperature	Dimensions: mm			Price Each	
								H	W	D	1	5
651-2866475	TRIO-PS/1AC/12DC/5A	A	85-264AC / 110-350DC	45-65Hz	12VDC	5A	-25° to + 55°C	130	32	115	138.02	121.78
651-2866488	TRIO-PS/1AC/12DC/10A	A	85-264AC / 110-350DC	45-65Hz	12VDC	10A	-25° to + 55°C	130	32	115	241.53	213.11
651-2866268	TRIO-PS/1AC/24DC/2.5	A	85-264AC / 110-350DC	45-65Hz	24VDC	2.5A	-25° to + 55°C	130	32	115	110.41	97.42
651-2866310	TRIO-PS/1AC/24DC/5	A	85-264AC / 110-350DC	45-65Hz	24VDC	5A	-25° to + 55°C	130	40	115	165.62	146.14
651-2866323	TRIO-PS/1AC/24DC/10	A	85-264AC / 110-350DC	45-65Hz	24VDC	10A	-25° to + 55°C	130	60	153	237.59	209.63
651-2866381	TRIO-PS/1AC/24DC/20	A	85-264AC / 110-350DC	45-65Hz	24VDC	20A	-25° to + 55°C	130	115	153	396.31	349.68
651-2866491	TRIO-PS/1AC/48DC/5A	A	85-264AC / 110-350DC	45-65Hz	48VDC	5A	-25° to + 55°C	130	60	152.5	241.53	213.11
651-2866501	TRIO-PS/1AC/48DC/10A	A	85-264AC / 110-350DC	45-65Hz	48VDC	10A	-25° to + 55°C	130	60	152.5	369.69	326.19

### Trio Power Three Phase

For quantities of 10 and up, call for quote.

MOUSER STOCK NO.	Phoenix Type	Fig.	Input Voltage Range	Input Frequency	Output Voltage	Output Current	Operational Temperature	Dimensions: mm			Price Each	
								H	W	D	1	5
651-2866462	TRIO-PS/3AC/24DC/5A	A	3x320-575AC	45-65Hz	24VDC	5A	-25° to + 55°C	130	40	115	167.59	147.88
651-2866459	TRIO-PS/3AC/24DC/10	A	3x320-575AC	45-65Hz	24VDC	10A	-25° to + 55°C	130	60	153	250.40	220.94
651-2866394	TRIO-PS/3AC/24DC/20	A	3x320-575AC	45-65Hz	24VDC	20A	-25° to + 55°C	130	115	153	351.94	310.54
651-2866404	TRIO-PS/3AC/24DC/40	A	3x320-575AC	45-65Hz	24VDC	40A	-25° to + 55°C	130	139	190	557.00	491.47

### Step Power Generation 2

For quantities of 10 and up, call for quote.

MOUSER STOCK NO.	Phoenix Type	Fig.	Input Voltage Range	Input Frequency	Output Voltage	Output Current	Operational Temperature	Dimensions: mm			Price Each	
								H	W	D	1	5
651-2868541	STEP-PS/1AC/5DC/6.5 5VDC 6.5A	B	85-264AC / 110-350DC	45-65Hz	5VDC	6.5A	-25° to + 55°C	90	72	61	81.25	71.69
651-2868567	STEP-PS/1AC/12DC/1.5	B	85-264AC / 110-350DC	45-65Hz	12VDC	1.5A	-25° to + 55°C	90	36	61	48.77	43.03
651-2868583	STEP-PS/1AC/12DC/5 12VDC 5.0A	B	85-264AC / 110-350DC	45-65Hz	12VDC	5A	-25° to + 55°C	90	72	61	75.83	66.91
651-2868619	STEP-PS/1AC/15DC/4 15VDC 4.0A	B	85-264AC / 110-350DC	45-65Hz	15VDC	4A	-25° to + 55°C	90	72	61	75.83	66.91
651-2868570	STEP-PS/1AC/12DC/3	B	85-264AC / 110-350DC	45-65Hz	12VDC	3A	-25° to + 55°C	90	54	61	70.97	62.62
651-2868635	STEP-PS/1AC/24DC/.75	B	85-264AC / 110-350DC	45-65Hz	24VDC	0.75A	-25° to + 55°C	90	36	61	44.89	39.61
651-2868648	STEP-PS/1AC/24DC/1.75	B	85-264AC / 110-350DC	45-65Hz	24VDC	1.75A	-25° to + 55°C	90	54	61	64.18	56.63
651-2868651	STEP-PS/1AC/24DC/2.5	B	85-264AC / 110-350DC	45-65Hz	24VDC	2.5A	-25° to + 55°C	90	72	61	76.98	67.93
651-2868664	STEP-PS/1AC/24DC/4.2	B	85-264AC / 110-350DC	45-65Hz	24VDC	4.2A	-25° to + 55°C	90	90	61	108.16	95.44
651-2868680	STEP-PS/1AC/48DC/2 48VDC 2.0A	B	85-264AC / 110-350DC	45-65Hz	48VDC	2A	-25° to + 55°C	90	72	61	105.35	92.96

## DIN RAIL DISTRIBUTION TERMINAL BLOCKS

For quantities of 10 and up, call for quote.

MOUSER STOCK NO.	Phoenix Type	Fig.	Description	Max. Voltage	Max. Current Total	Max. Current Per Leg	Wire Gauge Input/Output	Dimensions: mm			Price Each	
								H	W	D	1	5
651-2315256	VIP-2/SC/PDM-2/16	C	2-in / 8-out distributor	250V	30A	15A	24-10 / 24-12	50	50	65.5	31.12	29.54
651-2315269	VIP-2/SC/PDM-2/24	C	2-in / 12-out distributor	250V	30A	15A	24-10 / 24-12	50	70.4	65.5	34.45	32.70
651-2315272	VIP-2/SC/PDM-2/32	C	2-in / 16-out distributor	250V	30A	15A	24-10 / 24-12	50	90.8	65.5	43.85	40.93
651-2295664	FLK-PVB 2/36	D	2-in / 18-out distributor	250V	30A	16A	24-10 / 24-12	51.7	96	51.6	67.44	62.09
651-2295677	FLK-PVB 2/48	D	2-in / 24-out distributor	250V	30A	16A	24-10 / 24-12	61.5	86	71	88.08	81.09