

QUALTEK Fan Accessories

PLASTIC FAN FILTER ASSEMBLIES

Guard:

- UL Listed 94V-0 material
- Decreased noise level due to design
- Withstands high impact

Media:

- Helps reduce external fan noise
- Easily cleaned by vacuuming or washing with most soaps, detergents, or cleaning solvents

Retainer:

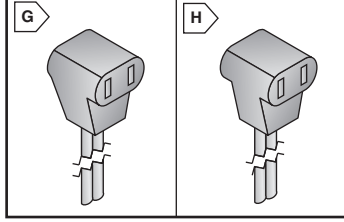
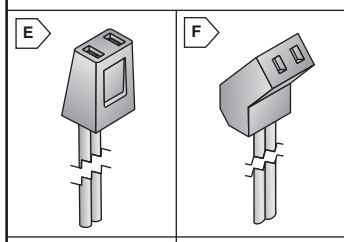
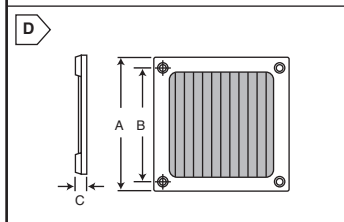
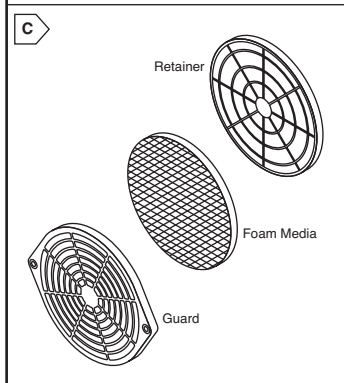
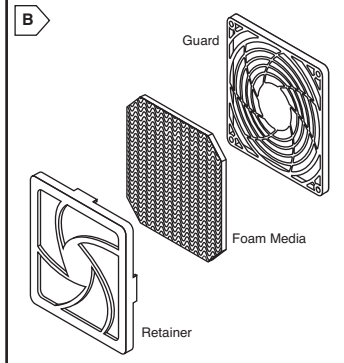
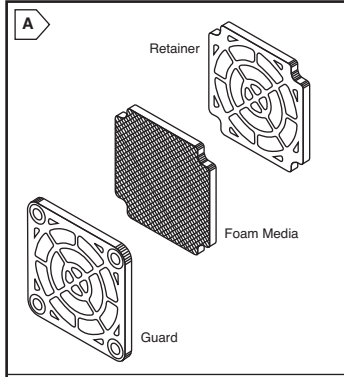
- UL Listed 94V-0 material
- Designed for minimal air restriction



RoHS Compliant

For quantities of 200 and up, call for quote.

MOUSER STOCK NO.	Qualtek Part No.	Fig.	Fits Fan Size	Description	Dimensions: mm			Price Each			
					Height	Width	Thickness	1	25	50	100
562-09150F30	09150-F/30	A	40mm	Guard, retainer, media (30 PPI)	39.88	32.0	4.83	1.32	1.18	1.10	1.00
562-09150F45	09150-F/45	A	40mm	Guard, retainer, media (45 PPI)	39.88	32.0	4.83	1.32	1.18	1.10	1.00
562-09150M45	09150-M/45	A	40mm	Foam media (45 PPI) (5 per pkg)	32.77	---	2.29	1.15	1.09	1.03	.99
562-09150G	09150-G	A	40mm	Plastic guard	39.87	32.0	4.75	.66	.62	.58	.56
562-09150R	09150-R	A	40mm	Retainer only	36.3	---	1.02	.71	.61	.51	.43
562-09250F30	09250-F/30	A	60mm	Guard, retainer, media (30 PPI)	59.94	50.0	6.35	1.47	1.27	1.17	1.09
562-09250F45	09250-F/45	A	60mm	Guard, retainer, media (45 PPI)	59.94	50.0	6.35	1.60	1.35	1.21	1.15
562-09250M30	09250-M/30	A	60mm	Foam media (30 PPI) (5 per pkg)	55.88	---	2.79	1.40	1.33	1.26	1.20
562-09250M45	09250-M/45	A	60mm	Foam media (45 PPI) (5 per pkg)	55.88	---	2.79	1.40	1.33	1.26	1.20
562-09250G	09250-G	A	60mm	Plastic guard only	59.94	50.0	6.35	.49	.41	.37	.33
562-09250R	09250-R	A	60mm	Retainer only	56.6	---	3.3	.50	.42	.39	.37
562-09325F30	09325-F/30	A	80mm	Guard, retainer, media (30 PPI)	83.57	71.37	9.91	1.51	1.43	1.36	1.29
562-09325F45	09325-F/45	A	80mm	Guard, retainer, media (45 PPI)	83.57	71.37	9.91	1.36	1.29	1.22	1.16
562-09325M30	09325-M/30	A	80mm	Foam media (30 PPI) (5 per pkg)	77.72	---	3.81	1.32	1.30	1.24	1.18
562-09325M45	09325-M/45	A	80mm	Foam media (45 PPI) (5 per pkg)	77.72	---	3.81	1.32	1.30	1.24	1.18
562-09325G	09325-G	A	80mm	Plastic guard only	80.0	71.37	6.60	.73	.63	.61	.50
562-09325R	09325-R	A	80mm	Retainer only	83.6	---	9.91	.66	.60	.57	.53
562-09362F30	09362-F/30	B	92mm	Guard, retainer, media (30 PPI)	96.52	82.55	9.91	1.89	1.61	1.46	1.32
562-09362F45	09362-F/45	B	92mm	Guard, retainer, media (45 PPI)	96.52	82.55	9.91	1.89	1.61	1.46	1.32
562-09362M30	09362-M/30	B	92mm	Foam media (30 PPI) (5 per pkg)	89.92	---	3.30	2.63	2.23	2.03	2.00
562-09362G	09362-G	B	92mm	Plastic guard only	91.95	82.55	6.35	.79	.66	.60	.54
562-09362M45	09362-M/45	B	92mm	Foam media (45 PPI) (5 per pkg)	89.92	---	3.30	2.63	2.23	2.03	2.00
562-0945030	09450-F/30	B	120mm	Guard, retainer, media (30 PPI)	123.7	104.9	10.67	2.18	1.83	1.65	1.44
562-09450F45	09450-F/45	B	120mm	Guard, retainer, media (45 PPI)	123.7	104.9	10.67	1.89	1.77	1.60	1.44
562-09450M30	09450-M/30	B	120mm	Foam media (30 PPI) (5 per pkg)	115.57	---	3.30	2.20	1.79	1.62	1.43
562-09450M45	09450-M/45	B	120mm	Foam media (45 PPI) (5 per pkg)	115.57	---	3.30	2.20	1.79	1.62	1.43
562-09450G	09450-G	B	120mm	Plastic guard only	118.11	104.92	7.11	.95	.79	.72	.64
562-09450R	09450-R	B	120mm	Retainer only	123.7	---	10.67	.95	.79	.72	.69
562-09650-F30	09650-F/30	C	150mm	Guard, retainer, media (30 PPI)	176.5	161.8	9.91	3.06	2.98	2.90	2.85
562-09650-F45	09650-F/45	C	150mm	Guard, retainer, media (45 PPI)	176.5	161.8	9.91	3.05	2.97	2.89	2.84
562-09650-M30	09650-M/30	C	150mm	Foam, media (30PPI)	176.5	161.8	9.91	3.06	2.98	2.90	2.85
562-09650-M45	09650-M/45	C	150mm	Foam, media (45PPI)	149.86	---	3.3	3.06	2.98	2.90	2.85
562-09650G	09650-G	C	150mm	Guard only	176.5	161.8	9.91	1.42	1.39	1.36	1.34



FAN FILTERS



RoHS Compliant

- Provides maximum airflow

For quantities of 200 and up, call for quote.

MOUSER STOCK NO.	Qualtek Part No.	Fig.	Fits Fan Size	Filter	Dimensions: mm			Price Each			
					A	B	C	1	25	50	100
562-06250-B	06250-B	D	60mm	Anodized (Black)	63.50	49.53	3.50	3.30	3.13	2.97	2.82
562-06250-M	06250-M	D	60mm	Mill (No Finish)	63.50	49.53	3.50	3.27	3.00	2.80	2.77
562-06250S	06250-SS	D	60mm	Stainless Steel	59.94	50.04	4.45	5.35	4.85	4.35	4.12
562-06325M	06325-M	D	80mm	Unfinished 3 1/8"	83.06	71.37	4.45	1.65	1.50	1.36	1.28
562-06325B	06325-B	D	80mm	Black anodized 3 1/8"	83.06	71.37	4.45	1.65	1.50	1.36	1.28
562-06325S	06325-SS	D	80mm	Stainless Steel	83.82	71.37	4.45	3.12	2.81	2.53	2.39
562-06362M	06362-M	D	92mm	Unfinished 3 1/8"	91.95	82.42	4.45	3.64	3.45	3.10	2.92
562-06362B	06362-B	D	92mm	Black anodized 3 1/8"	91.95	82.42	4.45	4.81	4.45	3.85	3.70
562-06362S	06362-SS	D	92mm	Stainless Steel	91.95	82.42	4.45	5.65	5.05	4.60	4.47
562-06450B	06450-B	D	120mm	Black anodized 4 1/2"	118.87	104.78	4.45	5.43	4.94	4.45	3.94
562-06450M	06450-M	D	120mm	Clear coat 4 1/2"	118.87	104.78	4.45	3.60	3.42	3.24	3.08
562-06450S	06450-SS	D	120mm	Stainless Steel	118.87	104.78	4.45	8.50	7.71	6.90	6.69

FAN POWER CORDS

Fan-S offers four configurations of high quality fan power cords designed to be used with tubeaxial fans with a strain relief for added safety. Can be used with all AC fans using .110" x .020" faston standard terminals w/ .3125" spacing. Temperature rating: 105°C (max).



RoHS Compliant

- UL and CSA rated at 7A/300 Volts

For quantities of 200 and up, call for quote.

MOUSER STOCK NO.	Qualtek Part No.	Fig.	Plug Style	Cord Length	Price Each			
					1	25	50	100
562-07100-12	07100-12	E	Straight	12 inches	1.01	.91	.80	.72
562-07100-24	07100-24	E	Straight	24 inches	1.16	1.05	.98	.90
562-07100-36	07100-36	E	Straight	36 inches	1.36	1.29	1.22	1.16
562-07100-50	07100-50	E	Straight	50 inches	1.82	1.72	1.64	1.56
562-07100-72	07100-72	E	Straight	72 inches	1.98	1.88	1.78	1.69
562-07145-12	07145-12	F	45°	12 inches	1.01	.91	.80	.72
562-07145-24	07145-24	F	45°	24 inches	1.16	1.05	.98	.90
562-07145-36	07145-36	F	45°	36 inches	1.30	1.23	1.17	1.11
562-07145-60	07145-60	F	45°	60 inches	2.14	1.99	1.87	1.76
562-07145-SP36	07145-SPO36	F	45°	36 inches w/NEMA 115 plug	2.78	2.54	2.33	2.22
562-07145-SP72	07145-SPO72	F	45°	72 inches w/NEMA 115 plug	3.03	2.79	2.56	2.45
562-07190-12	07190-12	G	90°	12 inches	1.01	.91	.80	.72
562-07190-24	07190-24	G	90°	24 inches	1.16	1.05	.98	.90
562-07190-36	07190-36	G	90°	36 inches	1.37	1.32	1.22	1.15
562-07190-SP72	07190-SPO72	G	90°	72 inches	3.03	2.79	2.56	2.45
562-07199-12	07199-12	H	T-Type	12 inches	1.01	.91	.84	.76
562-07199-24	07199-24	H	T-Type	24 inches	1.16	1.05	.98	.90
562-07199-36	07199-36	H	T-Type	36 inches	1.28	1.16	1.03	.96
562-07199-72	07199-72	H	T-Type	72 inches	2.85	2.39	2.16	1.88

