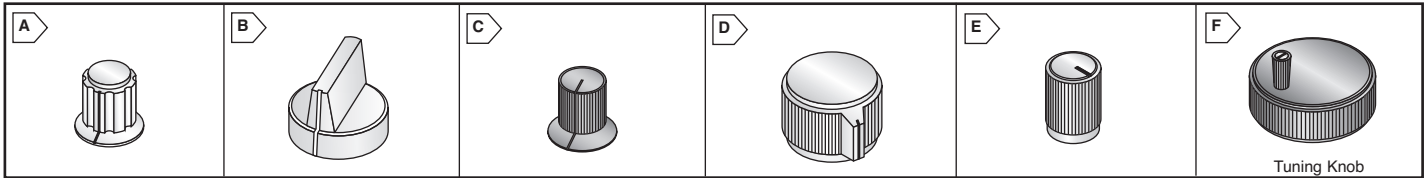


EAGLE PLASTIC DEVICES Control and Instrument Knobs

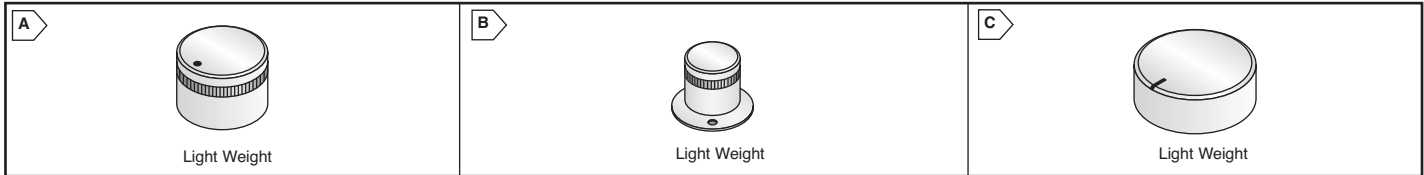


ALUMINUM KNOBS

Features:

- Machined from solid aluminum
- Spin polished finish

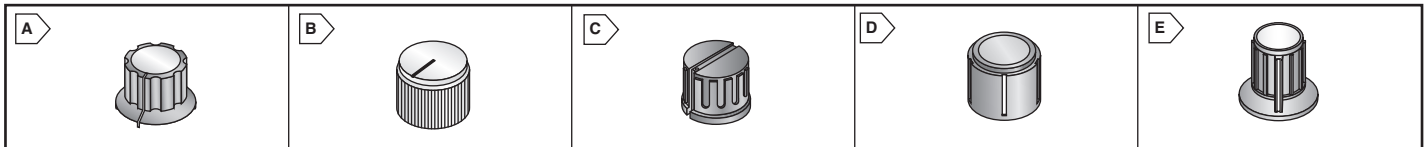
MOUSER STOCK NO.	Fig.	Color	Features	Shaft Size	Dia. In.	Dimension In. H	Price Each				
							1	10	100	500	1000
450-MAS51	A	Natural	Dual set screws	1/8	0.74	0.625	4.87	4.06	3.69	3.35	2.90
450-MAS52	A	Black	Dual set screws	1/8	0.74	0.625	4.87	4.06	3.69	3.35	2.90
450-MAS53	A	Natural	Dual set screws	1/4	0.74	0.625	4.87	4.06	3.69	3.35	2.90
450-MAS54	A	Black	Dual set screws	1/4	0.74	0.625	4.87	4.06	3.69	3.35	2.90
450-MAS71	A	Natural	Dual set screws	1/4	1.14	0.625	5.70	4.75	4.32	3.93	3.62
450-MAS72	A	Black	Dual set screws	1/4	1.14	0.625	5.70	4.75	4.32	3.93	3.62
450-MAS91	A	Natural	Dual set screws	1/4	1.40	0.625	7.26	6.05	5.50	5.00	4.60
450-MAS92	A	Black	Dual set screws	1/4	1.40	0.625	7.26	6.05	5.50	5.00	4.60
450-MCB51	B	Natural	Dual set screws	1/4	0.50	0.75	4.31	3.59	3.27	2.86	2.63
450-MCB61	B	Natural	Dual set screws	1/4	0.62	0.75	4.66	3.88	3.53	2.92	2.68
450-MCB62	B	Black	Dual set screws	1/4	0.62	0.75	4.66	3.88	3.53	2.92	2.68
450-MCB71	B	Natural	Dual set screws	1/4	0.74	0.90	4.96	4.13	3.76	3.42	3.14
450-MCB72	B	Black	Dual set screws	1/4	0.74	0.90	4.96	4.13	3.76	3.42	3.14
450-MCB91	B	Natural	Dual set screws	1/4	0.94	0.90	5.95	4.96	4.51	4.10	3.77
450-MCB92	B	Black	Dual set screws	1/4	0.94	0.90	5.95	4.96	4.51	4.10	3.77
450-MLNS51	C	Natural	Dual set screws	1/4	0.75	0.63	4.71	3.93	3.57	3.25	2.99
450-MLNS52	C	Black	Dual set screws	1/4	0.75	0.63	4.71	3.93	3.57	3.25	2.99
450-MPN71	D	Natural	Dual set screws	1/4	0.89	0.625	4.71	3.93	3.57	3.25	2.99
450-MPN72	D	Black	Dual set screws	1/4	0.89	0.625	4.71	3.93	3.57	3.25	2.99
450-MPN91	D	Natural	Dual set screws	1/4	1.10	0.625	5.63	4.69	4.26	3.88	3.56
450-MPN92	D	Black	Dual set screws	1/4	1.10	0.625	5.63	4.69	4.26	3.88	3.56
450-MLN54	E	Black	Dual set screws	1/4	0.50	0.625	3.11	2.59	2.36	2.15	1.98
450-MLN72	E	Black	Dual set screws	1/4	0.74	0.625	3.83	3.19	2.90	2.64	2.42
450-1755	F	Black	Dual set screws	1/4	1.75	1.14	8.55	7.77	7.07	6.43	5.92



UNIQUE COMBINATION ALUMINUM & PLASTIC KNOBS

- Machined aluminum shell with plastic insert knob

MOUSER STOCK NO.	Fig.	Color	Features	Shaft Size	Dia. In.	Dimension In. H	Price Each				
							1	10	100	500	1000
450-ME51	A	Natural/Black	Dual set screws	1/8	0.50	0.65	3.53	2.94	2.67	2.32	2.13
450-ME52	A	Natural/Black	Dual set screws	1/4	0.50	0.65	3.53	2.94	2.67	2.32	2.13
450-ME71	A	Natural/Black	Dual set screws	1/4	0.74	0.65	4.31	3.59	3.27	2.86	2.63
450-MES51	B	Natural/Black	Dual set screws	1/8	0.74	0.63	4.47	3.72	3.39	3.09	2.84
450-MES52	B	Natural/Black	Dual set screws	1/4	0.74	0.63	4.47	3.72	3.39	3.09	2.84
450-MES71	B	Natural/Black	Dual set screws	1/4	1.13	0.63	5.95	4.96	4.51	4.10	3.77
450-3825	C	Natural	Brass insert single set screw	1/4	1.50	0.63	3.16	2.64	2.40	2.18	2.01
450-3225	C	Natural	Brass insert single set screw	1/4	1.26	0.55	3.16	2.64	2.40	2.18	2.01
450-2925	C	Natural	Brass insert single set screw	1/4	1.14	0.55	2.17	1.81	1.65	1.50	1.38
450-2225	C	Natural	Brass insert single set screw	1/4	0.87	0.51	2.00	1.66	1.51	1.38	1.27
450-1825	C	Natural	Brass insert single set screw	1/4	0.71	0.47	1.85	1.54	1.40	1.28	1.17
450-1425	C	Natural	Brass insert single set screw	1/4	0.55	0.63	1.81	1.51	1.38	1.15	1.05



PLASTIC KNOBS

- * T18 is a 6mm, 18 tooth knurled shaft.

MOUSER STOCK NO.	Fig.	Color	Features	Shaft Type	Dia. In.	Dimension In. H	Price Each				
							1	10	100	500	1000
450-3618	A	Black	Spun aluminum inlay	T18 *	1.06	0.63	.57	.38	.35	.32	.29
450-4618	A	Black	Spun aluminum inlay	T18 *	0.79	0.47	.57	.38	.35	.32	.29
450-AE181	B	White	Black ind. Line	T18 *	0.71	0.68	.35	.24	.22	.20	.17
450-AE185	B	Gray	Black ind. Line	T18 *	0.71	0.68	.35	.24	.22	.20	.17
450-AE186	B	Black	Black ind. Line	T18 *	0.71	0.68	.35	.24	.22	.20	.17
450-AE141	B	Black	Black ind. Line	T18 *	0.55	0.65	.31	.21	.19	.17	.15
450-CE15	C	Black	Brass insert single set screw	1/4	0.59	0.59	.95	.74	.67	.61	.55
450-3102-GR	D	Black	Spun aluminum inlay	D	0.78	0.62	.96	.74	.68	.62	.57
450-2401-GR	E	Black	Spun aluminum inlay	D	0.79	0.67	.82	.63	.57	.52	.48

