

# KEYSTONE Terminals



This product is RoHS compliant.

## KEYSTONE PC MOUNT SCREW TYPE TERMINAL POST

- Current rating: 15A
- Terminal material: tin-plated brass
- Screw type: 6-32 x 1/4LG nickel-plated steel
- † Screw type: M3x6.35L nickel-plated steel

### Horizontal

MOUSER STOCK NO.	Fig.	Description	Price Each			
			1	100	500	1000
534-7690	A	Snap mount terminal, loose	.46	.27	.24	.17
534-7692	A	Snap mount terminal, assembled	.60	.34	.25	.23
† 534-7689	A	Snap mount terminal, loose	.50	.25	.22	.17
† 534-7695	A	Snap mount terminal, assembled	.60	.30	.25	.23
534-8190	B	Horizontal PC mount	.42	.24	.21	.16
534-7700	B	PC mount terminal assembled	.46	.26	.24	.20

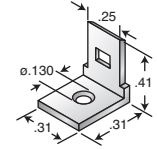
### Vertical

MOUSER STOCK NO.	Fig.	Description	Price Each			
			1	100	500	1000
534-7691	C	Snap mount terminal, loose	.43	.28	.23	.15
534-7693	C	Snap mount terminal, assembled	.52	.30	.25	.22
† 534-7698	C	Snap mount terminal, loose	.45	.25	.21	.16
† 534-7696	C	Snap mount terminal, assembled	.58	.33	.27	.23
534-8191	D	Vertical PC mount	.36	.22	.19	.13
534-7701	D	PC mount terminal, assembled	.50	.29	.24	.21

## KEYSTONE PC BOARD DISCONNECT TAB

### PC BOARD DISCONNECT TAB

RoHS Compliant



DIMENSIONS: in.

### Features:

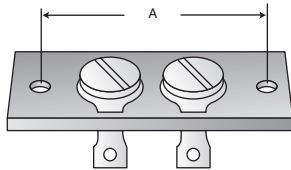
- Bright brass plate
- Mating tab portion designed to NEMA standards
- Terminal dimension: .250" x .03"

MOUSER STOCK NO.	Angle	Price Each			
		1	100	1000	5000
534-1256	90°	.16	.09	.08	.07
534-1280	45°	.16	.11	.09	.07

## KEYSTONE BINDING POST STRIPS

- Material: PBE (Paper Base Electrical)
- MIL-1-24768/20 Type XP natural, Temp. 250°F max.

DIMENSIONS (in.)



For quantities of 500 and up, call for quote.

MOUSER STOCK NO.	No. of Terminals	Dim. A (In.)	Price Each		
			1	10	100
534-4188	2	1.31	.62	.45	.45
534-4189	3	1.75	.98	.82	.70
534-4190	4	2.19	1.26	1.05	.96
534-4191	5	2.63	1.62	1.36	1.17

For quantities of 500 and up, call for quote.

MOUSER STOCK NO.	No. of Terminals	Dim. A (In.)	Price Each		
			1	10	100
534-4192	6	3.06	1.84	1.54	1.39
534-4194	8	3.94	2.62	2.19	2.01
534-4196	10	4.81	3.28	2.88	2.53
534-4195	9	4.375	2.62	2.36	2.13

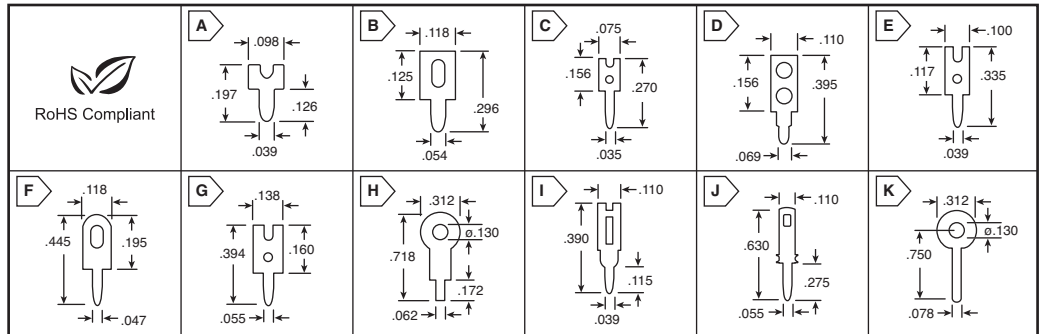
## KEYSTONE TEST POINT TERMINALS

- Economical choice for reliable test terminations

DIMENSIONS: in.

For quantities of 2000 and up, call for quote.

MOUSER STOCK NO.	Fig.	Price Each			
		1	100	500	1000
534-4950	A	.21	.11	.09	.07
534-1033	B	.15	.10	.09	.08
534-1031	C	.16	.08	.07	.06
534-1038	D	.15	.10	.08	.07
534-1035	E	.15	.09	.07	.06
534-1249	F	.15	.08	.07	.06
534-1039	G	.16	.09	.08	.06
534-680	H	.20	.12	.08	.06
534-1040	I	.16	.08	.07	.06
534-1041	J	.21	.13	.11	.09
534-4002	K	.16	.09	.07	.05

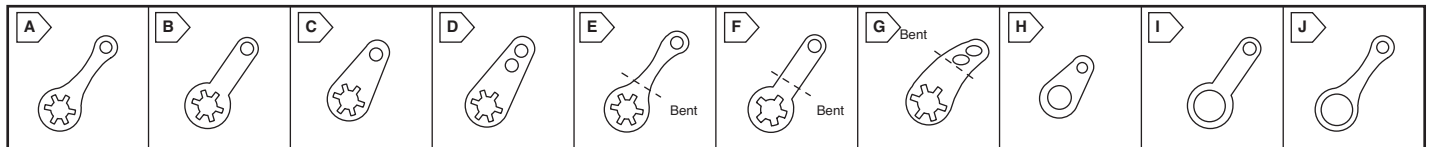


## KEYSTONE TERMINAL SOLDER AND LOCKWASHER LUGS

- Tinned brass for easy soldering
- Easy way of providing ground
- Built-in locking washer

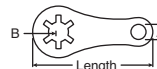


RoHS Compliant



For quantities of 5000 and up, call for quote.

MOUSER STOCK NO.	Fig.	DIMENSIONS: in.				Screw Sz (B)	Price Each		
		Length	A	Thick			1	100	1000
534-903	A	7/8	3/32	.018	4	.16	.08	.06	
534-904	A	7/8	3/32	.018	6	.21	.09	.06	
534-905	A	7/8	3/32	.018	8	.21	.09	.06	
534-905-10	A	7/8	3/32	.018	10	.18	.09	.07	
534-909	B	47/64	3/32	.018	4	.21	.09	.06	
534-916	B	47/64	3/32	.018	6	.14	.09	.06	
534-917	B	47/64	3/32	.018	8	.15	.09	.06	
534-908	C	5/8	3/32	.018	4	.14	.09	.06	
534-914	C	5/8	3/32	.018	6	.18	.09	.08	
534-915	C	5/8	3/32	.018	8	.14	.09	.05	
534-910	D	23/32	3/32	.018	4	.21	.09	.06	
534-918	D	23/32	3/32	.018	6	.17	.09	.06	
534-906	D	23/32	3/32	.018	8	.21	.09	.06	
534-7317	E	13/16	3/32	.018	4	.15	.09	.06	
534-7318	E	13/16	3/32	.018	6	.16	.09	.06	
534-7319	E	13/16	3/32	.018	8	.14	.09	.06	



\* Non-locking

For quantities of 5000 and up, call for quote.

MOUSER STOCK NO.	Fig.	DIMENSIONS: in.			Screw Sz (B)	Price Each		
		Length	A	Thick		1	100	1000
534-7314	F	23/32	3/32	.018	4	.18	.09	.06
534-7315	F	23/32	3/32	.018	6	.17	.09	.06
534-7316	F	23/32	3/32	.018	8	.18	.09	.06
534-7311	G	41/64	3/32	.018	4	.15	.08	.06
534-7312	G	41/64	3/32	.018	6	.14	.09	.06
534-7313	G	41/64	3/32	.018	8	.15	.08	.05
* 534-7328	H	17/32	.076	.015	4	.16	.08	.05
* 534-7329	H	17/32	.076	.015	6	.17	.09	.07
* 534-7330	H	17/32	.076	.015	8	.16	.08	.05
534-7325	I	11/16	5/64	.020	4	.16	.08	.06
534-7326	I	11/16	5/64	.020	6	.16	.08	.05
534-7327	I	11/16	5/64	.020	8	.18	.09	.06
534-7333	J	7/8	3/32	.020	8	.14	.08	.06
534-4004	H	.515	.093	.016	-	.15	.09	.05

