

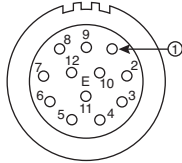
# AMPHENOL MotionGrade™ M23 and M40 Connectors Amphenol®

## MOTIONGRADE™ M23 AND M40 CONNECTORS

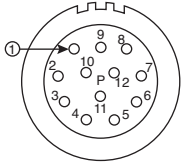
Amphenol's MotionGrade™ Connector Systems are designed to excel in performance and reliability in the most demanding environments such as wind and solar energy power applications. Connectors offer such features as FlexGrip™ Backshell System and RockSolid™ Contacts. Combined with a simplistic design approach reduce initial procurement and assembly cost, while ensuring compatibility to existing standard layouts.

### Features:

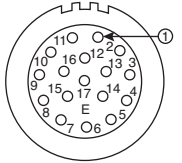
- Cost conscious innovations increase reliability & performance
- Maximum EMI/RFI shielding capabilities while reducing assembly preparation times
- Contact area extends 360° around pins
- Integrated contact locking system ensures ease of use and definitive contact integrity upon insertion.
- Allows for one step process of contact extraction versus complete connector disassembly
- Advanced sealing technologies & materials ensure highest reliability when subjected to harsh environments
- Other insert arrangements available. Please contact your sales representative



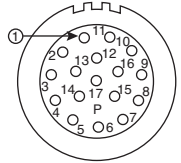
E Type CW 12 Pos



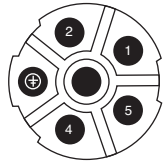
P Type CCW 12 Pos



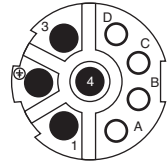
E Type CW 17 Pos



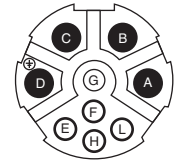
P Type CCW 17 Pos



6 Pos Socket Insert



8 Pos Socket Insert



9 Pos Socket Insert

For quantities of 250 and up, call for quote.

MOUSER STOCK NO.	Amphenol Part No.	Fig.	Description	Price Each			
				1	10	50	100
<b>M23 Signal Solution Plugs (A Series)</b>							
654-MA1CAE1200	MA1CAE1200	A	E Type CW Female 12 Position Straight	7.42	6.68	6.07	5.57
654-MA1EAE1200	MA1EAE1200	B	E Type CW Female 12 Position Right Angle	14.44	13.00	11.82	10.83
654-MA1JAE1200	MA1JAE1200	C	E Type CW Male Extension 12 Position	6.31	5.68	5.16	4.73
654-MA1CAP1200	MA1CAP1200	A	P Type CCW Female 12 Position Straight	7.44	6.70	6.09	5.58
654-MA1EAP1200	MA1EAP1200	B	P Type CCW Female 12 Position Right Angle	14.51	13.06	11.87	10.88
654-MA1JAP1200	MA1JAP1200	C	P Type CCW Male Extension 12 Position	6.31	5.68	5.16	4.73
654-MA1CAE1700	MA1CAE1700	A	E Type CW Female 17 Position Straight	7.53	6.78	6.16	5.65
654-MA1EAE1700	MA1EAE1700	B	E Type CW Female 17 Position Right Angle	14.67	13.20	12.00	11.00
654-MA1JAE1700	MA1JAE1700	C	E Type CW Male Extension 17 Position	6.47	5.82	5.29	4.85
654-MA1CAP1700	MA1CAP1700	A	P Type CCW Female 17 Position Straight	7.56	6.80	6.18	5.67
654-MA1EAP1700	MA1EAP1700	B	P Type CCW Female 17 Position Right Angle	14.67	13.20	12.00	11.00
654-MA1JAP1700	MA1JAP1700	C	P Type CCW Male Extension 17 Position	6.49	5.84	5.31	4.87
<b>M23 Signal Solution Receptacles (A Series)</b>							
654-MA1LAE1200	MA1LAE1200	D	E Type CW Male 12 Position Straight	6.07	5.46	4.96	4.55
654-MA1LAP1200	MA1LAP1200	D	P Type CCW Male 12 Position Straight	6.22	5.60	5.09	4.67
654-MA1LAE1700	MA1LAE1700	D	E Type CW Male 17 Position Straight	6.22	5.60	5.09	4.67
654-MA1LAP1700	MA1LAP1700	D	P Type CCW Male 17 Position Straight	6.22	5.60	5.09	4.67
654-MA1RAE1700	MA1RAE1700	E	E Type CW Male 17 Position Right Angle Rotatable	11.73	10.56	9.60	8.80
654-MA1RAE1200	MA1RAE1200	E	E Type CW Male 12 Position Right Angle Rotatable	11.76	10.58	9.62	8.82
654-MA1RAP1200	MA1RAP1200	E	E Type CW Male 12 Position Right Angle Rotatable	11.76	10.58	9.62	8.82
654-MA1RAP1700	MA1RAP1700	E	P Type CCW Male 17 Position Right Angle Rotatable	11.91	10.72	9.75	8.93
<b>M23 Power Solution Plugs (B Series)</b>							
654-MB1CKN0600	MB1CKN0600	F	Female 6 position HC Crimp Short Housing	8.18	7.36	6.69	6.13
654-MB1CKN0800	MB1CKN0800	F	Female 8 position HC Crimp Short Housing	8.29	7.46	6.78	6.22
654-MB1CKN0900	MB1CKN0900	F	Female 9 position HC Crimp Short Housing	8.27	7.44	6.76	6.20
654-MB1EJN0600	MB1EJN0600	G	Female 6 position HC Crimp Right Angle	16.00	14.40	13.09	12.00
654-MB1EJN0800	MB1EJN0800	G	Female 8 position HC Crimp Right Angle	16.09	14.48	13.16	12.07
654-MB1EJN0900	MB1EJN0900	G	Female 9 position HC Crimp Right Angle	16.07	14.46	13.15	12.05
654-MB1JJN0600	MB1JJN0600	H	Male extension 6 Position Crimp	6.02	5.42	4.93	4.52
654-MB1JJN0800	MB1JJN0800	H	Male extension 8 Position Crimp	6.29	5.66	5.15	4.72
654-MB1JJN0900	MB1JJN0900	H	Male extension 9 Position Crimp	6.02	5.42	4.93	4.52
<b>M23 Power Solution Receptacles (B Series)</b>							
654-MB1LLN0600	MB1LLN0600	I	Male 6 Position Crimp Long Straight	6.33	5.70	5.18	4.75
654-MB1LLN0800	MB1LLN0800	I	Male 8 Position Crimp Long Straight	6.44	5.80	5.27	4.83
654-MB1LLN0900	MB1LLN0900	I	Male 9 Position Crimp Long Straight	6.40	5.76	5.24	4.80
654-MB1RJN0600	MB1RJN0600	J	Male 6 Position Crimp Right Angle Rotatable	11.56	10.40	9.45	8.67
654-MB1RJN0800	MB1RJN0800	J	Male 8 Position Crimp Right Angle Rotatable	12.24	11.02	10.02	9.18
654-MB1RJN0900	MB1RJN0900	J	Male 9 Position Crimp Right Angle Rotatable	11.56	10.40	9.45	8.67
<b>M40 Power Solution Plugs (C Series)</b>							
654-MC1CJN0600	MC1CJN0600	K	Female 6 position HC Crimp	15.69	14.12	12.84	11.77
654-MC1CJN0800	MC1CJN0800	K	Female 8 position HC Crimp	15.69	14.12	12.84	11.77
654-MC1JJN0600	MC1JJN0600	L	Male extension 6 Position Crimp	11.89	10.70	9.73	8.92
654-MC1JJN0800	MC1JJN0800	L	Male extension 8 Position Crimp	11.96	10.76	9.78	8.97
<b>M40 Power Solution Receptacles (C Series)</b>							
654-MC1LKN0600	MC1LKN0600	M	Male 6 Position Crimp Short Straight	10.38	9.34	8.49	7.78
654-MC1LKN0800	MC1LKN0800	M	Male 8 Position Crimp Short Straight	10.38	9.34	8.49	7.78
654-MC1NJN0600	MC1NJN0600	N	Male 6 Position Crimp Right Angle Fixed	20.73	18.66	16.96	15.55
654-MC1NJN0800	MC1NJN0800	N	Male 8 Position Crimp Right Angle Fixed	20.73	18.66	16.96	15.55
<b>Accessories</b>							
654-MA3CG-S1	MA3CG-S1	O	Cord Grip crimp cable range 4.5 - 7.5mm IP67	5.64	5.08	4.62	4.23
654-MA3CG-S2	MA3CG-S2	O	Cord Grip, crimp cable Dia. 7.5 - 10mm	5.62	5.06	4.60	4.22
654-MB3CG-S1	MB3CG-S1	P	Cord Grip, Cable Range 7.5 - 10mm	6.13	5.52	5.02	4.60
654-MB3CG-S2	MB3CG-S2	P	Cord Grip, Cable Range 10 - 12.5mm	6.27	5.64	5.13	4.70
654-MB3CG-S3	MB3CG-S3	P	Cord Grip, Cable Range 12.5 - 15mm	7.04	6.34	5.76	5.28
654-MA4FSR-A8.5	MA4FSR-A8.5	Q	Flexible Strain Relief, Boot Exit Diameter 8.5mm	3.51	3.16	2.87	2.63
654-MA4FSR-A10.5	MA4FSR-A10.5	Q	Flexible Strain Relief, Boot Exit Diameter 10.5mm	3.51	3.16	2.87	2.63
654-MA4FSR-A12.8	MA4FSR-A12.8	Q	Flexible Strain Relief, Boot Exit Diameter 12.8mm	3.51	3.16	2.87	2.63
654-MB4FSR-B10.3	MB4FSR-B10.3	R	Flexible Strain Relief, Boot Exit Diameter 10.3mm	3.62	3.26	2.96	2.72
654-MB4FSR-B12.5	MB4FSR-B12.5	R	Flexible Strain Relief, Boot Exit Diameter 12mm	3.62	3.26	2.96	2.72
654-MB4FSR-B14.5	MB4FSR-B14.5	R	Flexible Strain Relief, Boot Exit Diameter 14mm	3.82	3.44	3.13	2.87
654-MB4FSR-B17	MB4FSR-B17	R	Flexible Strain Relief, Boot Exit Diameter 17mm	4.71	4.24	3.85	3.53
654-MC4FSR-C18.5	MC4FSR-C18.5	S	Flexible Strain Relief, Boot Exit Diameter 18.5mm	9.33	8.40	7.64	7.00
654-SC000035	SC000035	T	Pin, Crimp, 1.0mm	.29	.26	.24	.22
654-SC000036	SC000036	T	Pin, Crimp, 2.0mm	.64	.58	.53	.48
654-SC000013	SC000013	U	Socket, RockSolid, Crimp, 1.0mm	.58	.52	.47	.43
654-SC000014	SC000014	U	Socket, RockSolid, Crimp, 2.0mm	1.29	1.16	1.05	.97
654-SC000044	SC000044	V	Socket, Slit machined, Crimp, 1.0mm	.27	.24	.22	.20
654-SC000045	SC000045	V	Socket, Slit machined, Crimp, 2.0mm	.73	.66	.60	.55

